**TIMBER MARKETING & MANAGEMENT INC.***Professional Forestry Consultants*

P.O. Box 396

Chesterfield, VA 23832

Ph (804) 796-9622

Fax (804) 796-9693

www.tmmva.com

Sale Date:	December 16, 2021
Time:	11:00 a.m.
Day:	Thursday
Total Vol./Acre:	9,910 B. F.
Pine Vol/Tree:	113 B. F.
Hdwd. Vol/Tree:	196 B. F.

**CLEAR- CUT SALE
GOOD ACCESS AND GROUND**

Having been employed by **Meade Jones** we solicit bids on all merchantable timber on **20 +/- acres** in **Cumberland County, Virginia** and as shown on the attached map.

PULPWOOD

We made an 8% plot cruise of the pulpwood-size trees to be harvested. Our estimate of their volume is:

<u>Pulpwood</u>	<u>Cords</u>	<u>Tons</u>
Pine	4	10
Soft Hardwood	84	218
Hard Hardwood	73	190
HW Topwood estimate	<u>78</u>	<u>218</u>
Total:	239	637

SAWTIMBER

We made a 100% count of the sawtimber-size trees to be harvested. Our estimate of their volume is:

Poplar	78,100	Maple	3,300
White Oak	59,700	Sycamore	3,200
Hickory	19,200	Elm	2,300
Northern Red Oak	10,200	Loblolly Pine	1,400
Gum	8,900	Cedar	1,200
Red Oak	5,800	Walnut	900
Beech	4,000	Black Cherry	100

Total: 198,300 BF Int 1/4

The above volumes are not guaranteed; however, care was taken in the field to assemble the above tables. You should note how your utilization practices may vary from the above and make any necessary adjustments.

VENEER

Included in the volumes are high quality trees that, from our review, will be of high enough quality that a veneer cut can be obtained. The veneer volume is estimated to be:

White Oak: 58 BF Doyle Scale

CONDITIONS


1. A period of time of **24 MONTHS** will be allowed to cut and remove the timber.
2. Roads **must** be maintained and restored to their original condition upon completion of the logging. Any newly constructed roads and decks must be left in a graded condition and must be seeded upon completion of logging. Any newly constructed haul roads, skid roads and log decks and all logging operations must be in accordance with the guidelines set out in the **Best Management Practices Manual** of the Virginia Department of Forestry.
3. No tops or laps will be allowed to remain in the streams, fields, buffers or over cutting boundaries. They must be pulled back immediately.
4. Only the blue marked trees are to be cut from Streamside Management Zones.
5. No logging will be permitted during excessively wet weather conditions as determined by Timber Marketing & Management, Inc. If logging is halted due to weather conditions, then an extension of time equal to the time lost will be granted.
6. A **\$2,000.00** performance bond will be paid at closing and held by Timber Marketing & Management, Inc. to insure compliance with all BMP requirements, road maintenance and conditions of the Timber Purchase Contract.

Only sealed bids will be accepted and owners reserve the right to reject any or all bids. BIDS SHOULD BE SUBMITTED PRIOR TO THE TIME OF BID OPENING AND CAN BE SUBMITTED VIA: Mail to: Timber Marketing & Management, Inc. P. O. Box 396, Chesterfield, Virginia 23832 **OR** hand delivered to 9520 Ironbridge Road, Chesterfield, Virginia **OR** telephoned in to 804-796-9622 **OR** faxed to 804-796-9693 **OR** emailed to **office@tmmva.com** Bids must be made on a lump-sum basis and must be received at this address no later than the posted bid date and time as shown on the cover. Closing shall take place within 30 days of bid acceptance.

There will be no scheduled show trip of the tract; however, you may call and set an appointment or you may inspect the property at your own leisure.

An electronic copy of this sale notice, including maps and volumes, is available for download and viewing on our website at www.tmmva.com under the Timber Sale Notices section.

Sincerely,
Timber Marketing & Management, Inc.



Andrew J. Lindberg, Vice President
804-796-9622 Office
804-338-8436 Mobile

Jones Tract

Timber Marketing & Management, Inc.

Professional Forestry Consultants

P.O. Box 396

Chesterfield, VA 23832-0000

Phone: (804) 796-9622 • Fax: (804) 796-9693

Pulpwood Cruise: 8.0%
 Sawtimber Cruise: 100.0%
 Veneer Cruise: 100.0%

Cruise Date: Tuesday, November 09, 2021
 Owner's Name: M. Jones
 County/State: Cumberland County, VA
 Acreage: 20+/-
 Cruise Type: Tree Count
 Harvest Type: Clear Cut
 Total BF/Acre: 9,910
 Pine Vol/Tree: 113.0
 Hardwood Vol/Tree: 196.2

Volume Legend:

- 1) Diameters shown in inches (DBH)
- 2) Logs measured in 16' increments
- 3) Sawtimber volumes are shown in thousands of board feet (MBF)
- 4) Volume scale used for each species of sawtimber is noted
- 5) Pulpwood volumes are shown in standard cords (128 cubic feet)

Comments:

Pulpwood Standard Cord

DBH	Wood Classification							
	Pine		Soft Hardwood		Hard Hardwood		Cedar	
# Trees	Volume	# Trees	Volume	# Trees	Volume	# Trees	Volume	
6	25	1	300	12	338	13		
8	13	1	288	23	350	28		
10	13	2	225	30	225	30		
12			50	10	13	2		
14			38	10				
Total	50	4	900	84	925	73		

Beech - Sawtimber International 1/4 Scale

DBH	Number of Logs					# Trees	Volume	% of Total
	1-Log	2-Log	3-Log	4-Log	5-Log			
12	6					6	0.3	8.4%
14	8	2				10	0.9	23.8%
16	7					7	0.8	19.7%
18	1	1				2	0.4	9.8%
20	4	1				5	1.0	26.1%
22	1					1	0.2	5.5%
24	1					1	0.3	6.7%
Total	28	4				32	4.0	

Black Cherry - Sawtimber International 1/4 Scale

DBH	Number of Logs					# Trees	Volume	% of Total
	1-Log	2-Log	3-Log	4-Log	5-Log			
14	1					1	0.1	100.0%
Total	1					1	0.1	

Cedar - Sawtimber International 1/4 Scale

DBH	Number of Logs					# Trees	Volume	% of Total
	1-Log	2-Log	3-Log	4-Log	5-Log			
12	4					4	0.2	19.5%
14	6	1				7	0.6	55.5%
18	2					2	0.3	25.0%
Total	12	1				13	1.2	

Elm - Sawtimber International 1/4 Scale

DBH	Number of Logs					# Trees	Volume	% of Total
	1-Log	2-Log	3-Log	4-Log	5-Log			
12	9					9	0.5	21.9%
14	2	1				3	0.3	13.3%
16	1	2	1			4	0.7	32.5%
18		3				3	0.7	32.3%
Total	12	6	1			19	2.3	

Gum - Sawtimber International 1/4 Scale

DBH	Number of Logs					# Trees	Volume	% of Total
	1-Log	2-Log	3-Log	4-Log	5-Log			
12	17					17	1.0	10.7%
14	4	13				17	2.2	24.4%
16		4	7			11	2.6	28.7%
18		2	4			6	1.8	20.7%
20			2			2	0.9	9.6%
22			1			1	0.5	5.9%
Total	21	19	14			54	8.9	

Hickory - Sawtimber International 1/4 Scale

DBH	Number of Logs					# Trees	Volume	% of Total
	1-Log	2-Log	3-Log	4-Log	5-Log			
12	57					57	3.2	16.6%
14	15	32				47	5.8	29.9%
16		10	14			24	5.5	28.5%
18		4	6			10	3.0	15.6%
20		1	1			2	0.7	3.9%
22		1				1	0.4	2.0%
28		1				1	0.7	3.4%
Total	72	49	21			142	19.2	

Loblolly Pine - Sawtimber International 1/4 Scale

DBH	Number of Logs					# Trees	Volume	% of Total
	1-Log	2-Log	3-Log	4-Log	5-Log			
10	1					1	0.0	2.5%
12		3	2			5	0.5	35.6%
14	1	1				2	0.2	15.5%
18			2			2	0.7	46.4%
Total	2	4	4			10	1.4	

Jones Tract

Timber Marketing & Management, Inc.

Cruise Date: Tuesday, November 09, 2021
 Owner's Name: M. Jones
 County/State: Cumberland County, VA

Maple - Sawtimber International 1/4 Scale

Number of Logs									
DBH	1-Log	2-Log	3-Log	4-Log	5-Log	# Trees	Volume	% of Total	
12	10					10	0.6	16.7%	
14	9	1				10	0.9	26.6%	
16	4	2				6	0.8	24.8%	
18	2	1				3	0.5	16.0%	
24	2					2	0.5	15.9%	
Total	27	4				31	3.3		

Northern Red Oak - Sawtimber International 1/4 Scale

Number of Logs									
DBH	1-Log	2-Log	3-Log	4-Log	5-Log	# Trees	Volume	% of Total	
12	6					6	0.3	3.3%	
14	2	6				8	1.0	9.9%	
16	1	10	1			12	2.3	22.3%	
18	1	6				7	1.6	16.0%	
20		3	3			6	2.2	21.9%	
22		1	1			2	0.9	9.0%	
24		1				1	0.5	4.6%	
26		1				1	0.6	5.5%	
30		1				1	0.8	7.5%	
Total	10	29	5			44	10.2		

Poplar - Sawtimber International 1/4 Scale

Number of Logs									
DBH	1-Log	2-Log	3-Log	4-Log	5-Log	# Trees	Volume	% of Total	
12	44					44	2.5	3.2%	
14	7	55	15			77	11.1	14.2%	
16	3	22	63			88	20.6	26.4%	
18		5	57			62	20.4	26.1%	
20		6	15	1		22	8.8	11.3%	
22		3	14	3		20	10.5	13.4%	
24		1	3			4	2.4	3.1%	
28			2			2	1.8	2.3%	
Total	54	92	169	4		319	78.1		

Red Oak - Sawtimber International 1/4 Scale

Number of Logs									
DBH	1-Log	2-Log	3-Log	4-Log	5-Log	# Trees	Volume	% of Total	
12	5					5	0.3	4.8%	
14	5	6				11	1.3	21.8%	
16	2	3	1			6	1.1	18.2%	
18		5	2			7	1.9	33.1%	
20	1	2				3	0.8	14.0%	
24		1				1	0.5	8.1%	
Total	13	17	3			33	5.8		

Sycamore - Sawtimber International 1/4 Scale

Number of Logs									
DBH	1-Log	2-Log	3-Log	4-Log	5-Log	# Trees	Volume	% of Total	
12	2					2	0.1	3.5%	
14	2					2	0.2	5.2%	
16		5				5	1.0	29.9%	
18		2				2	0.5	15.6%	
20			1			1	0.4	13.4%	
22		1				1	0.4	12.2%	
24			1			1	0.6	20.2%	
Total	4	8	2			14	3.2		

Walnut - Sawtimber International 1/4 Scale

Number of Logs									
DBH	1-Log	2-Log	3-Log	4-Log	5-Log	# Trees	Volume	% of Total	
14	1					1	0.1	9.7%	
16	3	1				4	0.5	61.4%	
18		1				1	0.2	28.9%	
Total	4	2				6	0.9		

White Oak - Sawtimber International 1/4 Scale

Number of Logs									
DBH	1-Log	2-Log	3-Log	4-Log	5-Log	# Trees	Volume	% of Total	
12	58					58	3.2	5.4%	
14	15	46				61	7.7	13.0%	
16	4	55	9			68	13.2	22.1%	
18	2	49	22			73	19.8	33.2%	
20	1	18	12			31	11.0	18.4%	
22	1	6	2			9	3.6	6.0%	
24		1	1			2	1.1	1.9%	
Total	81	175	46			302	59.7		

Jones Tract

Timber Marketing & Management, Inc.

Cruise Date: Tuesday, November 09, 2021
 Owner's Name: M. Jones
 County/State: Cumberland County, VA

Sawtimber Volume by Timber Type

Timber Type	# Trees	Volume	Avg BF/Tree	% of Total
Hardwood	997	195.6	196.2	98.7%
Pine	23	2.6	113.0	1.3%
Total	1,020	198.2	194.3	

Sawtimber Volume by DBH

DBH	# Trees	Volume	Avg BF/Tree	% of Total
10	1	0.0	36.0	0.0%
12	223	12.7	57.1	6.4%
14	257	32.4	126.0	16.3%
16	235	49.0	208.7	24.7%
18	180	52.0	288.8	26.2%
20	72	25.9	359.0	13.0%
22	35	16.5	471.5	8.3%
24	12	5.9	491.2	3.0%
26	1	0.6	558.0	0.3%
28	3	2.5	820.7	1.2%
30	1	0.8	758.0	0.4%
Total	1,020	198.2	194.3	

Sawtimber Volume by Species

Species	# Trees	Volume	Avg BF/Tree	% of Total
Beech	32	4.0	124.5	2.0%
Black Cherry	1	0.1	83.0	0.0%
Cedar	13	1.2	88.5	0.6%
Elm	19	2.3	121.2	1.2%
Gum	54	8.9	164.6	4.5%
Hickory	142	19.2	135.4	9.7%
Loblolly Pine	10	1.4	144.8	0.7%
Maple	31	3.3	107.9	1.7%
Northern Red Oak	44	10.2	231.2	5.1%
Poplar	319	78.1	244.8	39.4%
Red Oak	33	5.8	175.2	2.9%
Sycamore	14	3.2	227.3	1.6%
Walnut	6	0.9	142.8	0.4%
White Oak	302	59.7	197.6	30.1%
Total	1,020	198.2	194.3	

White Oak - Veneer

Doyle (Butt Log Scale)

DBH	Butt Log Length								# Logs	Volume	% of Total	
	8'	10'	12'	14'	16'	18'	20'	22'				24'
18		1								1	58	100.0%
Total		1								1	58	

Veneer Tag List

Tag	Species	DBH	Butt Log Length
J1	White Oak	18	10'

Veneer Volume by DBH

DBH	# Trees	Volume	Avg BF/Log	% of Total
18	1	58	58.0	100.0%
Total	1	58	58.0	

Veneer Volume by Species

Species	# Trees	Volume	Avg BF/Log	% of Total
White Oak	1	58	58.0	100.0%
Total	1	58	58.0	

**JONES TRACT
CUMBERLAND COUNTY, VA**

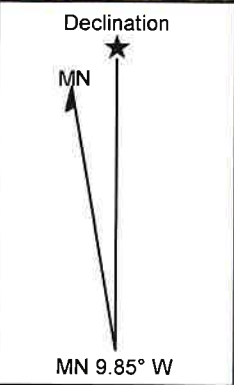
Property Boundaries
Flagged in Orange Glo and
SMZ Flagged in Pink SMZ

LOGGING ACCESS RD.
ON
Morningside Rd. SR 611

SMZ - Only Cut
Blue Marked Trees
4+/- Acres

Clear-Cut Block
20+/- Acres

ACREAGE BREAKDOWN:
Clear-Cut Area: 20+/- Acres
SMZ - 4+/- Acres
Total: 24+/- Acres



TIMBER MARKETING & MANAGEMENT INC.
Professional Forestry Consultants
P.O. Box 396
Chesterfield, VA 23832
Ph (804) 796-9622
Fax (804) 796-9693
www.tmmva.com

Name: JONES TRACT
Date: 11/19/21
Scale: 1 inch = 600 ft.

Location: 037° 38' 24.4271" N, 078° 09' 22.8337" W
20+/- Acre Clear-Cut
4+/- Acre Select-Cut in SMZ

**JONES TRACT
CUMBERLAND COUNTY, VA**

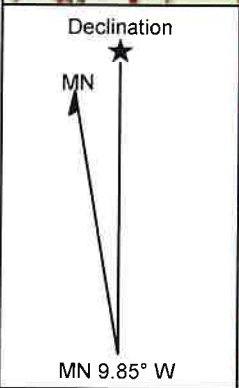
Property Boundaries
Flagged in Orange Glo and
SMZ Flagged in Pink SMZ

LOGGING ACCESS RD.
ON
Morningside Rd. SR 611

SMZ - Only Cut
Blue Marked Trees
4+/- Acres

Clear-Cut Block
20+/- Acres

ACREAGE BREAKDOWN:
Clear-Cut Area: 20+/- Acres
SMZ - 4+/- Acres
Total: 24+/- Acres

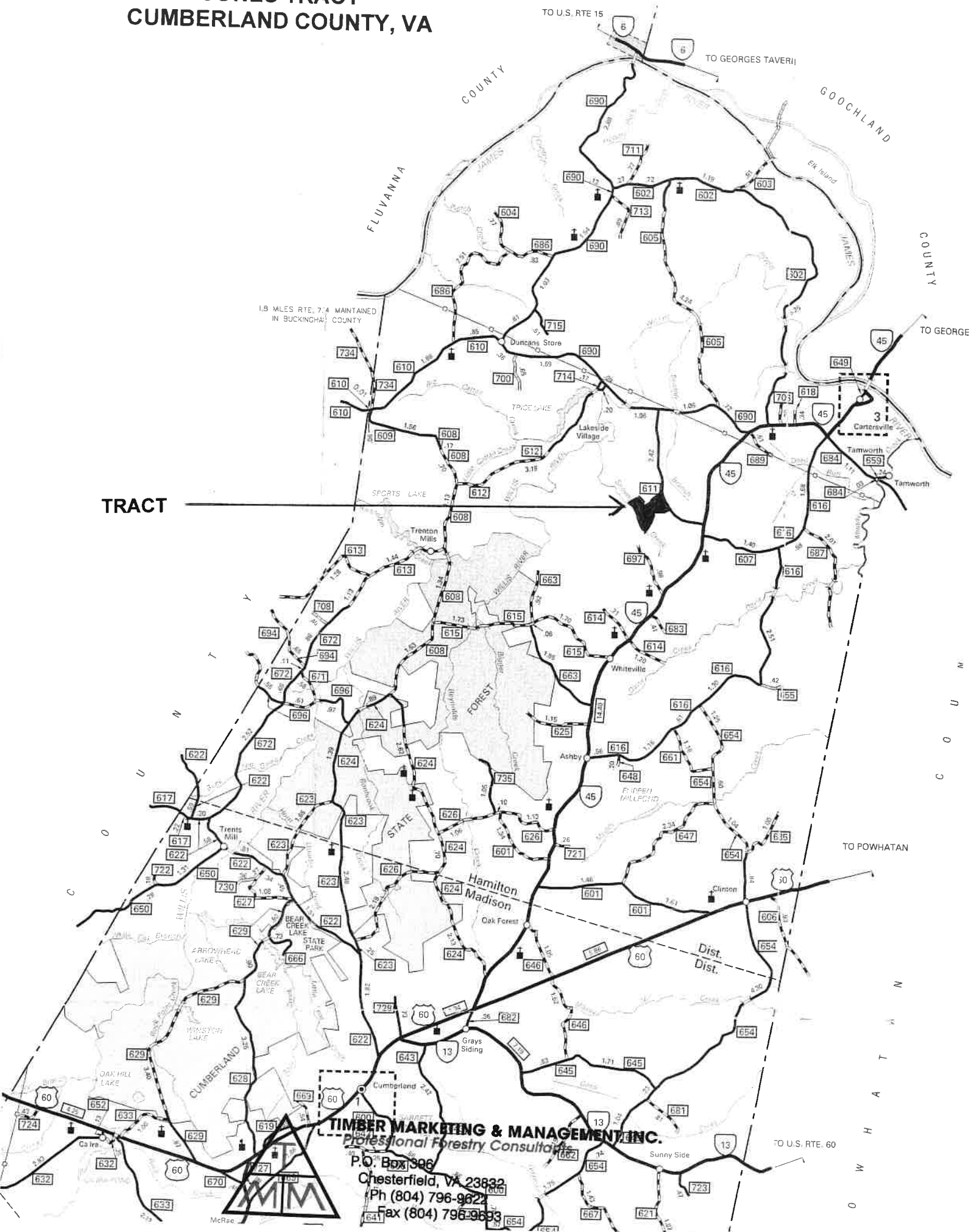


TIMBER MARKETING & MANAGEMENT INC.
Professional Forestry Consultants
P.O. Box 396
Chesterfield, VA 23832
Ph (804) 796-9622
Fax (804) 796-9693
www.tmmva.com

Name: JONES TRACT
Date: 11/19/21
Scale: 1 inch = 600 ft.

Location: 037° 38' 21.8725" N, 078° 09' 22.7047" W
20+/- Acre Clear-Cut
4+/- Acre Select-Cut in SMZ

JONES TRACT CUMBERLAND COUNTY, VA



TRACT

TIMBER MARKETING & MANAGEMENT, INC.
Professional Forestry Consultants

P.O. Box 306
Chesterfield, VA 23822
Ph (804) 796-9622
Fax (804) 796-9693

McRee