**TIMBER MARKETING & MANAGEMENT INC.***Professional Forestry Consultants*

P.O. Box 396

Chesterfield, VA 23832

Ph (804) 796-9622

Fax (804) 796-9693

www.tmmva.com

Sale Date:	May 7, 2020
Time:	11:00 a.m.
Day:	Thursday
Total Vol./Acre:	15,473 B. F.
Pine Vol/Tree:	178 B. F.
Hdwd. Vol/Tree:	186 B. F.

CLEAR- CUT SALE

Having been employed by **Kimages Wharf Partnership** we solicit bids on all merchantable timber on **84 +/- acres** to be clear cut and the blue marked timber in the SMZ's containing **6 +/- acres** in Charles City County, Virginia and as shown on the attached map.

We made a 4% plot cruise of the pulpwood trees to be harvested. Our estimate of their volume is:

<u>Pulpwood</u>	<u>Cords</u>	<u>Tons</u>
Pine	295	767
Soft Hardwood	50	130
Hard Hardwood	<u>42</u>	<u>109</u>
Total:	387	1,006

We have made a 100% count of the sawtimber-size trees to be harvested. Our estimate of their volume is:

Sawtimber

Loblolly Pine	1,258,700	White Oak	2,900
Red Oak	16,700	Elm	200
Poplar	14,100	Hickory	100
Maple	13,400	Ash	<u>100</u>
Gum	11,600	Total:	1,317,800 BF Int 1/4" Scale

The above volumes are not guaranteed; however, care was taken in the field to assemble the above tables. You should note how your utilization practices may vary from the above and make any necessary adjustments.

Conditions

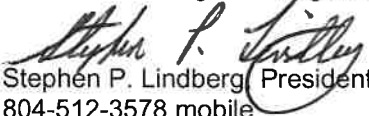
1. The landowner assumes responsibility for compliance with the Virginia State Seed Tree Law.
2. A period of time of 24 months will be allowed to cut and remove the timber.
3. Roads **must** be maintained and restored to their original condition upon completion of the logging. Any newly constructed roads and decks must be left in a graded condition and must be seeded upon completion of logging. Any newly constructed haul roads, skid roads and log decks and all logging operations must be in accordance with the guidelines set out in the **Best Management Practices Manual** of the Virginia Department of Forestry.
4. No tops or laps will be allowed to remain in the streams, fields, buffers or over cutting boundaries. They must be pulled back into the sale area immediately.
5. Only the blue marked trees are to be cut from Streamside Management Zones.
6. No logging will be permitted during excessively wet weather conditions as determined by Timber Marketing & Management, Inc. If logging is halted due to weather conditions, then an extension of time equal to the time lost will be granted.
7. A \$2,500.00 performance bond will be paid at closing and held by Timber Marketing & Management, Inc. to insure compliance with all BMP requirements, road maintenance and conditions of the Timber Purchase Contract.
8. The key to the lock to open the cable is to the left of the cable that is marked with flagging. Please lock cable when leaving and put the key back.

Only sealed bids will be accepted and owners reserve the right to reject any or all bids. BIDS SHOULD BE SUBMITTED PRIOR TO THE TIME OF BID OPENING AND CAN BE SUBMITTED VIA: Mail to: Timber Marketing & Management, Inc. P. O. Box 396, Chesterfield, Virginia 23832 **OR** hand delivered to 9520 Ironbridge Road, Chesterfield, Virginia **OR** telephoned in to 804-796-9622 **OR** faxed to 804-796-9693 **OR** emailed to tmm4u@aol.com Bids must be made on a lump-sum basis and must be received at this address no later than the posted bid date and time as shown on the cover. Closing shall take place within 30 days of bid acceptance.

There will be no scheduled show trip of the tract; however, you may call and set an appointment or you may inspect the property at your own leisure.

An electronic copy of this sale notice, including maps and volumes, is available for download and viewing on our website at www.tmmva.com under the Timber Sale Notices section.

Sincerely,
Timber Marketing & Management, Inc.


Stephen P. Lindberg, President
804-512-3578 mobile
804-796-9622 office

WOODBURN WEST

Timber Marketing & Management, Inc.

Professional Forestry Consultants

P.O. Box 396

Chesterfield, VA 23832-0000

Phone: (804) 796-9622 • Fax: (804) 796-9693

Pulpwood Cruise: 4.0%

Sawtimber Cruise: 100.0%

Cruise Date: Thursday, January 16, 2020
 Owner's Name: KIMAGES WHARF PARTNERSHIP
 County/State: CHARLES CITY COUNTY, VA
 Acreage: 90+/-
 Cruise Type: Tree Count
 Harvest Type: Clear Cut
 Total BF/Acre: 14,642
 Pine Vol/Tree: 177.5
 Hardwood Vol/Tree: 186.0

Volume Legend:

- 1) Diameters shown in inches (DBH)
- 2) Logs measured in 16' increments
- 3) Sawtimber volumes are shown in thousands of board feet (MBF)
- 4) Volume scale used for each species of sawtimber is noted
- 5) Pulpwood volumes are shown in standard cords (128 cubic feet)

Comments:

Pulpwood Standard Cord

DBH	Wood Classification						# Trees	Volume
	Pine		Soft Hardwood		Hard Hardwood			
	# Trees	Volume	# Trees	Volume	# Trees	Volume	# Trees	Volume
6	575	26	300	12	325	13		
8	925	93	125	10	125	10		
10	825	137	175	23				
12	150	40	25	5	100	20		
Total	2,475	295	625	50	550	42		

Ash - Sawtimber International 1/4 Scale

DBH	Number of Logs					# Trees	Volume	% of Total
	1-Log	2-Log	3-Log	4-Log	5-Log			
14	1					1	0.1	100.0%
Total	1					1	0.1	

Elm - Sawtimber International 1/4 Scale

DBH	Number of Logs					# Trees	Volume	% of Total
	1-Log	2-Log	3-Log	4-Log	5-Log			
16	2					2	0.2	100.0%
Total	2					2	0.2	

Gum - Sawtimber International 1/4 Scale

DBH	Number of Logs					# Trees	Volume	% of Total
	1-Log	2-Log	3-Log	4-Log	5-Log			
12	11					11	0.6	5.3%
14	5	11				16	2.0	16.9%
16	2	11	8			21	4.4	37.5%
18	1	2	4			7	2.0	17.1%
20	1	1	3			5	1.8	15.3%
22		1	1			2	0.9	7.9%
Total	20	26	16			62	11.6	

Hickory - Sawtimber International 1/4 Scale

DBH	Number of Logs					# Trees	Volume	% of Total
	1-Log	2-Log	3-Log	4-Log	5-Log			
14		1				1	0.1	100.0%
Total		1				1	0.1	

Loblolly Pine - Sawtimber International 1/4 Scale

DBH	Number of Logs					# Trees	Volume	% of Total
	1-Log	2-Log	3-Log	4-Log	5-Log			
10	586	129				715	28.7	2.3%
12	318	738	596			1,652	157.2	12.5%
14	131	689	1,193	111		2,124	353.9	28.1%
16	49	430	1,010	172		1,661	398.2	31.6%
18	25	160	442	103		730	233.2	18.5%
20	7	38	101	26		172	69.6	5.5%
22	3	11	17	3		34	15.8	1.3%
24	1	2		1		4	2.0	0.2%
Total	1,120	2,197	3,359	416		7,092	1,258.7	

Maple - Sawtimber International 1/4 Scale

DBH	Number of Logs					# Trees	Volume	% of Total
	1-Log	2-Log	3-Log	4-Log	5-Log			
12	4					4	0.2	1.7%
14	7	2				9	0.9	6.4%
16	7	1				8	1.0	7.3%
18	8	2				10	1.6	12.3%
20		3				3	0.9	7.0%
22	2	2				4	1.2	9.1%
24	3	3				6	2.2	16.4%
26	1	6				7	3.7	27.3%
28	1	2				3	1.7	12.5%
Total	33	21				54	13.4	

Poplar - Sawtimber International 1/4 Scale

DBH	Number of Logs					# Trees	Volume	% of Total
	1-Log	2-Log	3-Log	4-Log	5-Log			
12	19					19	1.1	7.5%
14	6	7	1			14	1.7	11.8%
16	3	9	4			16	3.1	21.7%
18		5	8	1		14	4.3	30.6%
20			3			3	1.3	9.1%
22			1	1		2	1.2	8.3%
26		1				1	0.6	3.9%
34		1				1	1.0	7.0%
Total	28	23	17	2		70	14.1	

WOODBURN WEST

Timber Marketing & Management, Inc.

Cruise Date: Thursday, January 16, 2020
 Owner's Name: KIMAGES WHARF PARTNERSHIP
 County/State: CHARLES CITY COUNTY, VA

Red Oak - Sawtimber International 1/4 Scale

DBH	Number of Logs					# Trees	Volume	% of Total
	1-Log	2-Log	3-Log	4-Log	5-Log			
12	22					22	1.2	7.4%
14	16	12				28	3.0	18.1%
16	9	12	2			23	3.8	22.8%
18	7	9				16	3.2	19.4%
20	2	2				4	1.0	5.9%
22		3	3			6	2.7	16.5%
24	1	1				2	0.7	4.4%
28			1			1	0.9	5.4%
Total	57	39	6			102	16.7	

White Oak - Sawtimber International 1/4 Scale

DBH	Number of Logs					# Trees	Volume	% of Total
	1-Log	2-Log	3-Log	4-Log	5-Log			
12	4					4	0.2	7.8%
14	9	1				10	0.9	30.8%
16	4	3				7	1.0	35.3%
18	4					4	0.6	20.0%
20	1					1	0.2	6.3%
Total	22	4				26	2.9	

Sawtimber Volume by Timber Type

Timber Type	# Trees	Volume	Avg BF/Tree	% of Total
Hardwood	318	59.2	186.0	4.5%
Pine	7,092	1,258.7	177.5	95.5%
Total	7,410	1,317.8	177.8	

Sawtimber Volume by DBH

DBH	# Trees	Volume	Avg BF/Tree	% of Total
10	715	28.7	40.1	2.2%
12	1,712	160.6	93.8	12.2%
14	2,203	362.5	164.6	27.5%
16	1,738	411.7	236.9	31.2%
18	781	245.0	313.7	18.6%
20	188	74.8	397.9	5.7%
22	48	21.9	455.3	1.7%
24	12	4.9	409.8	0.4%
26	8	4.2	527.6	0.3%
28	4	2.6	644.8	0.2%
34	1	1.0	989.0	0.1%
Total	7,410	1,317.8	177.8	

Sawtimber Volume by Species

Species	# Trees	Volume	Avg BF/Tree	% of Total
Ash	1	0.1	83.0	0.0%
Elm	2	0.2	112.0	0.0%
Gum	62	11.6	187.4	0.9%
Hickory	1	0.1	141.0	0.0%
Loblolly Pine	7,092	1,258.7	177.5	95.5%
Maple	54	13.4	248.3	1.0%
Poplar	70	14.1	201.8	1.1%
Red Oak	102	16.7	163.4	1.3%
White Oak	26	2.9	111.0	0.2%
Total	7,410	1,317.8	177.8	

**KIMAGES WHARF PARTNERSHIP
CHARLES CITY COUNTY, VA
90+/- ACRES**

MAP SUMMARY
BOUNDARIES FLAGGED IN ORANGE
SMZ BUFFERS FLAGGED IN PINK
CLEAR CUT AREA OUTLINED IN WHITE
SELECT CUT AREA OUTLINED IN BLUE

**CLEAR CUT
84+/- ACRES**

**SELECT HARVEST
6+/- ACRES**

**LOGGING
ACCESS**

**KEY TO GATE IS ON
BACK OF FLAGGED TREE**

Woodbourne Road

ADKINS RD

State Route 649

Declination

MN

MN 10.41° W



TIMBER MARKETING & MANAGEMENT INC.
Professional Forestry Consultants
P.O. Box 396
Chesterfield, VA 23832
Ph (804) 796-9622
Fax (804) 796-9693
www.tmmva.com

Name: Kimages Wharf Partnership
Date: 04/13/20
Scale: 1 inch = 1,125 ft.

Location: Charles City County, VA

**KIMAGES WHARF PARTNERSHIP
CHARLES CITY COUNTY, VA
90+/- ACRES**

MAP SUMMARY
BOUNDARIES FLAGGED IN ORANGE
SMZ BUFFERS FLAGGED IN PINK
CLEAR CUT AREA OUTLINED IN WHITE
SELECT CUT AREA OUTLINED IN BLUE

**CLEAR CUT
84+/- ACRES**

**SELECT HARVEST
6+/- ACRES**

**LOGGING
ACCESS**

**KEY TO GATE IS ON
BACK OF FLAGGED TREE**

Woodbourne Road

ADKINS RD

State Route 649

Declination

MN

MN 10.41° W



TIMBER MARKETING & MANAGEMENT INC.

Professional Forestry Consultants

P.O. Box 396

Chesterfield, VA 23832

Ph (804) 796-9622

Fax (804) 796-9693

www.tmmva.com

Name: Kimages Wharf Partnership

Date: 04/13/20

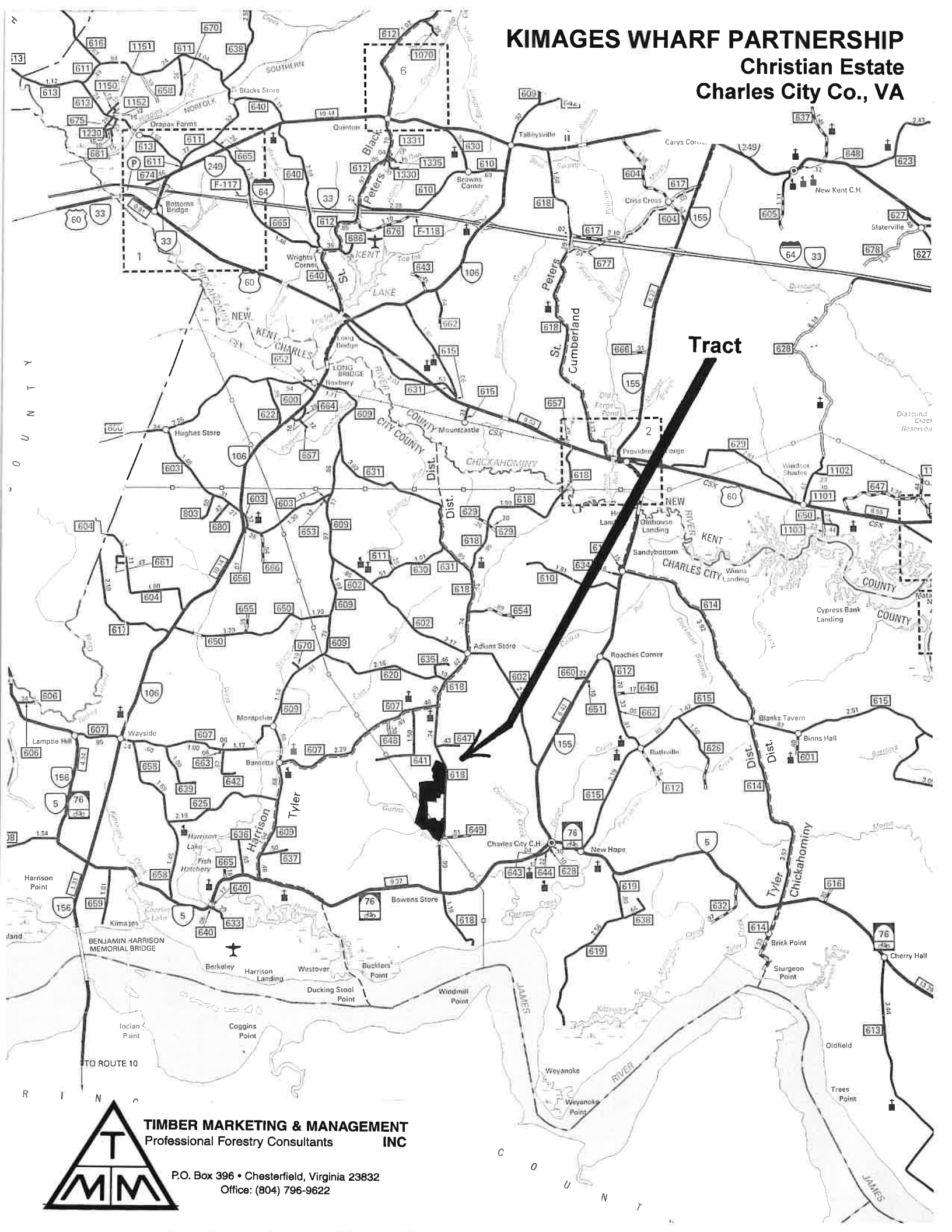
Scale: 1 inch = 1,125 ft.

Location: Charles City County, VA


KIMAGES WHARF PARTNERSHIP

Christian Estate

Charles City Co., VA



Tract



TIMBER MARKETING & MANAGEMENT
Professional Forestry Consultants **INC**

P.O. Box 396 • Chesterfield, Virginia 23832
Office: (804) 796-9622