

TIMBER MARKETING & MANAGEMENT INC.

Professional Forestry Consultants

P.O. Box 396
 Chesterfield, VA 23832
 Ph (804) 796-9622
 Fax (804) 796-9693
 www.tmmva.com

Sale Date:	December 5, 2019
Time:	11:00 a.m.
Day:	Thursday
Total Vol./Acre:	5,650 B. F.
Pine Vol/Tree:	80 B. F.
Hdwd. Vol/Tree:	159 B. F.

**CLEAR- CUT SALE
 EXCELLENT ACCESS**

Having been employed by **Nelson "Sonny" D. Kyle, II** we solicit bids on all merchantable timber on **17 +/- acres** shown as Block A and on **8 +/- acres** shown as Block B in **Bedford County, Virginia** and as shown on the attached map.

We made a plot cruise of the pulpwood trees to be harvested. Our estimate of their volume is:

	Block A	Block B		
	8% Cruise	3.8% Cruise		
<u>Pulpwood</u>	<u>Cords</u>	<u>Cords</u>	<u>Total Cords</u>	<u>Tons</u>
Pine	33	231	264	686
Soft Hardwood	36	1	37	96
Hard Hardwood	<u>91</u>	<u>8</u>	<u>99</u>	<u>257</u>
Total:	160	240	400	1,040

We have made a 100% tree count of the sawtimber-size trees to be harvested. Our estimate of their volume is:

Sawtimber - Block A

White Oak	25,800	Maple	1,900
Chestnut Oak	24,000	Beech	1,300
Poplar	16,800	Gum	700
Scarlet Oak	10,300	Loblolly Pine	3,000
Red Oak	5,300	Virginia Pine	<u>2,600</u>
Hickory	4,300		
		Total:	96,000 BF Int 1/4" Scale

The above volumes are not guaranteed; however, care was taken in the field to assemble the above tables. You should note how your utilization practices may vary from the above and make any necessary adjustments.

Conditions

1. A period of time of 2 years will be allowed to cut and remove the timber.
2. Roads **must** be maintained and restored to their original condition upon completion of the logging. Any newly constructed roads and decks must be left in a graded condition and must be seeded upon completion of logging. Any newly constructed haul roads, skid roads and log decks and all logging operations must be in accordance with the guidelines set out in the **Best Management Practices Manual** of the Virginia Department of Forestry.
3. No tops or laps will be allowed to remain in the streams, fields, buffers or over cutting boundaries. They must be pulled back immediately.
4. Only the blue marked trees are to be cut from Streamside Management Zones.
5. No logging will be permitted during excessively wet weather conditions as determined by Timber Marketing & Management, Inc. If logging is halted due to weather conditions, then an extension of time equal to the time lost will be granted.
6. A \$2,000.00 performance bond will be paid at closing and held by Timber Marketing & Management, Inc. to insure compliance with all BMP requirements, road maintenance and conditions of the Timber Purchase Contract.

Only sealed bids will be accepted and owners reserve the right to reject any or all bids. BIDS SHOULD BE SUBMITTED PRIOR TO THE TIME OF BID OPENING AND CAN BE SUBMITTED VIA: Mail to: Timber Marketing & Management, Inc. P. O. Box 396, Chesterfield, Virginia 23832 **OR** hand delivered to 9520 Ironbridge Road, Chesterfield, Virginia **OR** telephoned in to 804-796-9622 **OR** faxed to 804-796-9693 **OR** emailed to tmm4u@aol.com Bids must be made on a lump-sum basis and must be received at this address no later than the posted bid date and time as shown on the cover. Closing shall take place within 30 days of bid acceptance.

There will be no scheduled show trip of the tract; however, you may call and set an appointment or you may inspect the property at your own leisure.

An electronic copy of this sale notice, including maps and volumes, is available for download and viewing on our website at www.tmmva.com under the Timber Sale Notices section.

Sincerely,
Timber Marketing & Management, Inc.

A handwritten signature in black ink, appearing to read "Matt S", with a horizontal line extending to the right.

Matt Sandman, Area Manager
434-808-2102 mobile
804-796-9622 office

Kyle Tract - Block A

Timber Marketing & Management, Inc.

Professional Forestry Consultants

P.O. Box 396

Chesterfield, VA 23832-0000

Phone: (804) 796-9622 • Fax: (804) 796-9693

Pulpwood Cruise: 8.0%

Sawtimber Cruise: 100.0%

Cruise Date: Monday, October 28, 2019

Owner's Name: Sonny Kyle

County/State: Bedford County, VA

Acreage: 17+/-

Cruise Type: Tree Count

Harvest Type: Clear Cut

Total BF/Acre: 5,650

Pine Vol/Tree: 80.0

Hardwood Vol/Tree: 159.2

Volume Legend:

- 1) Diameters shown in inches (DBH)
- 2) Logs measured in 16' increments
- 3) Sawtimber volumes are shown in thousands of board feet (MBF)
- 4) Volume scale used for each species of sawtimber is noted
- 5) Pulpwood volumes are shown in standard cords (128 cubic feet)

Comments:

Pulpwood

Standard Cord

DBH	Wood Classification							
	Pine		Soft Hardwood		Hard Hardwood		Cedar	
# Trees	Volume	# Trees	Volume	# Trees	Volume	# Trees	Volume	
6	225	10	238	9	325	13		
8	163	16	125	10	325	26		
10	38	6	63	8	300	40		
12			25	5	63	12		
14			13	3				
Total	425	33	463	36	1,013	91		

Beech - Sawtimber

International 1/4 Scale

DBH	Number of Logs							
	1-Log	2-Log	3-Log	4-Log	5-Log	# Trees	Volume	% of Total
12	2					2	0.1	8.6%
14	2					2	0.2	12.8%
16	1					1	0.1	8.6%
18	1					1	0.1	11.1%
20	3					3	0.5	41.8%
22	1					1	0.2	17.0%
Total	10					10	1.3	

Chestnut Oak - Sawtimber

International 1/4 Scale

DBH	Number of Logs							
	1-Log	2-Log	3-Log	4-Log	5-Log	# Trees	Volume	% of Total
12	46					46	2.6	10.7%
14	40	31				71	7.7	32.1%
16	16	13	4			33	5.3	22.0%
18	5	14	3			22	5.2	21.7%
20		3	1			4	1.4	5.7%
22	1	3				4	1.4	5.8%
24		1				1	0.5	2.0%
Total	108	65	8			181	24.0	

Gum - Sawtimber

International 1/4 Scale

DBH	Number of Logs							
	1-Log	2-Log	3-Log	4-Log	5-Log	# Trees	Volume	% of Total
12	5					5	0.3	37.4%
14	2					2	0.2	22.2%
16	1	1				2	0.3	40.4%
Total	8	1				9	0.7	

Hickory - Sawtimber

International 1/4 Scale

DBH	Number of Logs							
	1-Log	2-Log	3-Log	4-Log	5-Log	# Trees	Volume	% of Total
12	1					1	0.1	1.3%
14	6	5				11	1.2	27.8%
16			1			1	0.3	5.9%
18	1	1				2	0.4	9.1%
20		3				3	0.9	21.8%
22		1	1			2	0.9	21.2%
26		1				1	0.6	12.9%
Total	8	11	2			21	4.3	

Loblolly/Shortleaf Pine - Sawtimber

International 1/4 Scale

DBH	Number of Logs							
	1-Log	2-Log	3-Log	4-Log	5-Log	# Trees	Volume	% of Total
10	8					8	0.3	9.6%
12	13	3				16	1.0	33.6%
14	3	2	1			6	0.7	24.0%
16	1	1				2	0.3	10.1%
18	3	1				4	0.7	22.7%
Total	28	7	1			36	3.0	

Maple - Sawtimber

International 1/4 Scale

DBH	Number of Logs							
	1-Log	2-Log	3-Log	4-Log	5-Log	# Trees	Volume	% of Total
12	8					8	0.4	23.5%
14	5	1				6	0.6	29.1%
16	2					2	0.2	11.7%
18	3	1				4	0.7	35.6%
Total	18	2				20	1.9	

Kyle Tract - Block A

Timber Marketing & Management, Inc.

Cruise Date: Monday, October 28, 2019
 Owner's Name: Sonny Kyle
 County/State: Bedford County, VA

Poplar - Sawtimber International 1/4 Scale

Number of Logs									
DBH	1-Log	2-Log	3-Log	4-Log	5-Log	# Trees	Volume	% of Total	
12	25					25	1.4	8.3%	
14	6	12				18	2.2	13.1%	
16	3	12	9			24	4.9	29.3%	
18	1	6	5			12	3.3	19.7%	
20		3	4			7	2.7	15.8%	
22		2	2			4	1.8	10.9%	
24		1				1	0.5	2.8%	
Total	35	36	20			91	16.8		

Red Oak - Sawtimber International 1/4 Scale

Number of Logs									
DBH	1-Log	2-Log	3-Log	4-Log	5-Log	# Trees	Volume	% of Total	
12	5					5	0.3	5.3%	
14	5	3				8	0.8	15.9%	
16	6	3				9	1.2	23.5%	
18		2				2	0.5	9.4%	
20		1	1			2	0.7	14.0%	
22		3	1			4	1.7	32.0%	
Total	16	12	2			30	5.3		

Scarlet Oak - Sawtimber International 1/4 Scale

Number of Logs									
DBH	1-Log	2-Log	3-Log	4-Log	5-Log	# Trees	Volume	% of Total	
12	23					23	1.3	12.5%	
14	11	10				21	2.3	22.5%	
16	5	6				11	1.7	16.5%	
18	1	5	1			7	1.7	16.7%	
20	1	1	2			4	1.3	13.1%	
22	1	3				4	1.4	13.4%	
26		1				1	0.6	5.4%	
Total	42	26	3			71	10.3		

Virginia Pine - Sawtimber International 1/4 Scale

Number of Logs									
DBH	1-Log	2-Log	3-Log	4-Log	5-Log	# Trees	Volume	% of Total	
10	4					4	0.1	5.5%	
12	14	1				15	0.9	33.6%	
14	10	3				13	1.3	48.1%	
16		1				1	0.2	7.3%	
18	1					1	0.1	5.5%	
Total	29	5				34	2.6		

White Oak - Sawtimber International 1/4 Scale

Number of Logs									
DBH	1-Log	2-Log	3-Log	4-Log	5-Log	# Trees	Volume	% of Total	
12	17					17	1.0	3.7%	
14	13	21				34	4.0	15.6%	
16	13	19	5			37	6.3	24.6%	
18	5	11	3			19	4.5	17.3%	
20	3	10	5			18	5.8	22.5%	
22	1	5				6	2.2	8.4%	
24	1	1				2	0.7	2.8%	
26		1				1	0.6	2.2%	
30		1				1	0.8	2.9%	
Total	53	69	13			135	25.8		

Sawtimber Volume by Timber Type

Timber Type	# Trees	Volume	Avg BF/Tree	% of Total
Hardwood	568	90.4	159.2	94.2%
Pine	70	5.6	80.0	5.8%
Total	638	96.0	150.5	

Sawtimber Volume by DBH

DBH	# Trees	Volume	Avg BF/Tree	% of Total
10	12	0.4	36.0	0.4%
12	163	9.3	56.9	9.7%
14	192	21.1	110.1	22.0%
16	123	20.9	169.8	21.7%
18	74	17.2	232.8	17.9%
20	41	13.4	327.1	14.0%
22	25	9.6	383.0	10.0%
24	4	1.7	418.3	1.7%
26	3	1.7	558.0	1.7%
30	1	0.8	758.0	0.8%
Total	638	96.0	150.5	

Sawtimber Volume by Species

Species	# Trees	Volume	Avg BF/Tree	% of Total
Beech	10	1.3	129.8	1.4%
Chestnut Oak	181	24.0	132.4	25.0%
Gum	9	0.7	83.1	0.8%
Hickory	21	4.3	205.8	4.5%
Loblolly/Shortleaf Pine	36	3.0	83.1	3.1%
Maple	20	1.9	95.4	2.0%
Poplar	91	16.8	184.3	17.5%
Red Oak	30	5.3	176.2	5.5%
Scarlet Oak	71	10.3	145.4	10.7%
Virginia Pine	34	2.6	76.7	2.7%
White Oak	135	25.8	191.3	26.9%
Total	638	96.0	150.5	

Kyle Tract Pine - Block B

Timber Marketing & Management, Inc.

Professional Forestry Consultants

P.O. Box 396

Chesterfield, VA 23832-0000

Phone: (804) 796-9622 • Fax: (804) 796-9693

Cruise Date:	Monday, October 28, 2019
Owner's Name:	Sonny Kyle
County/State:	Bedford County, VA
Acreage:	8+/-
Cruise Type:	Plot Cruise
Harvest Type:	Clear Cut

Pulpwood Cruise: 3.8%

Volume Legend:

- 1) Diameters shown in inches (DBH)
- 2) Logs measured in 16' increments
- 3) Sawtimber volumes are shown in thousands of board feet (MBF)
- 4) Volume scale used for each species of sawtimber is noted
- 5) Pulpwood volumes are shown in standard cords (128 cubic feet)

Comments:

Pulpwood Standard Cord

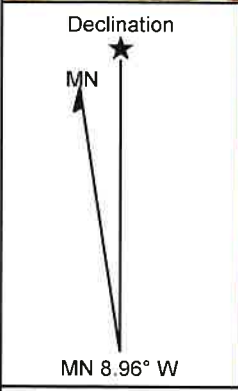
DBH	Wood Classification							
	Pine		Soft Hardwood		Hard Hardwood		Cedar	
	# Trees	Volume	# Trees	Volume	# Trees	Volume	# Trees	Volume
6	720	32	27	1	27	1		
8	720	72						
10	320	53						
12	240	63						
14	27	10			27	7		
Total	2,027	231	27	1	53	8		

**KYLE TRACT
30 ACRES**

BLOCK B

BLOCK A

ACCESS ROAD



TIMBER MARKETING & MANAGEMENT INC.
 Professional Forestry Consultants
 P.O. Box 396
 Chesterfield, VA 23832
 Ph (804) 796-9622
 Fax (804) 796-9693
 www.tmmva.com

Name: Kyle Tract
 Date: November 6, 2019
 Scale: 1 inch = 416 ft.

Location: Bedford County, VA

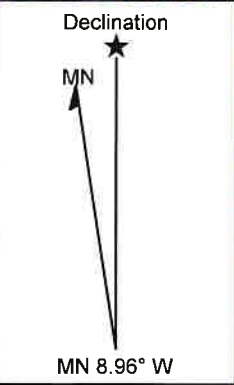
**KYLE TRACT
30 ACRES**

BLOCK B

BLOCK A

ACCESS ROAD

Mountain Road

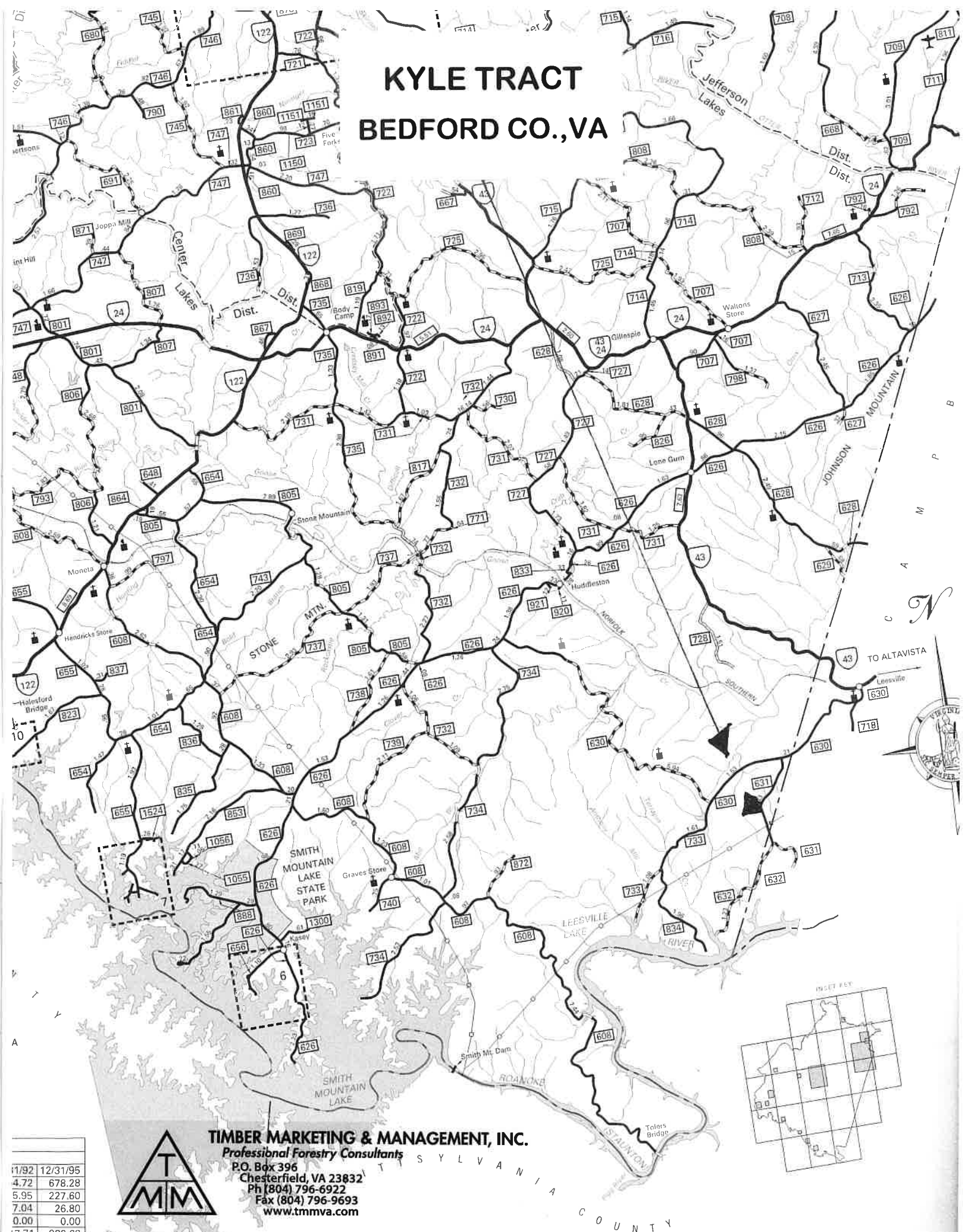


TIMBER MARKETING & MANAGEMENT INC.
Professional Forestry Consultants
P.O. Box 396
Chesterfield, VA 23832
Ph (804) 796-9622
Fax (804) 796-9693
www.tmmva.com

Name: Kyle Tract
Date: November 6, 2019
Scale: 1 inch = 416 ft.

Location: Bedford County, VA

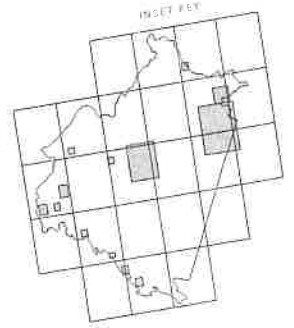
KYLE TRACT BEDFORD CO., VA



11.92	12/31/95
4.72	678.28
5.95	227.60
7.04	26.80
0.00	0.00
17.71	932.68



TIMBER MARKETING & MANAGEMENT, INC.
 Professional Forestry Consultants
 P.O. Box 396
 Chesterfield, VA 23832
 Ph (804) 796-6922
 Fax (804) 796-9693
 www.tmmva.com



B E D F O R D
C O U N T Y