

**TIMBER MARKETING & MANAGEMENT INC.**

*Professional Forestry Consultants*

P.O. Box 396  
 Chesterfield, VA 23832  
 Ph (804) 796-9622  
 Fax (804) 796-9693  
 www.tmmva.com

Sale Date:	<b>June 7, 2019</b>		
Time:	11:00 a.m.		
Day:	Friday		
Total Vol./Acre:	Block A 3,744	Block B 10,717	B. F.
Pine Vol/Tree:	72	114	B. F.

**LOBLOLLY PINE PLANTATION  
 CLEAR- CUT SALE**

Having been employed by the **Dallas Magee Trust** we solicit bids on all merchantable timber on a **189 +/- acres** (Block A being 27 +/- acres and Block B being 162 +/- acres) and in **Sussex County, Virginia** as shown on the attached map.

We made a systematic line / plot cruise of the pulpwood and sawtimber size trees to be harvested. Our estimate of their volume is:

	<b>Block A</b>	<b>Block B</b>	<b>Total</b>	<b>Total</b>
	<b>5% Cruise</b>	<b>4.1% Cruise</b>	<b>A &amp; B</b>	<b>A &amp; B</b>
<u>Pulpwood</u>	<u>Cords</u>	<u>Cords</u>	<u>Cords</u>	<u>Tons</u>
Pine	543	1,503	2,046	5,320
Soft Hardwood	2	152	154	400
Hard Hardwood	<u>20</u>	<u>38</u>	<u>58</u>	<u>151</u>
	<b>565</b>	<b>1,693</b>	<b>2,258</b>	<b>5,871</b>

	<b>Block A</b>	<b>Block B</b>	<b>Total</b>
	<b>5% Cruise</b>	<b>4.1% Cruise</b>	<b>A &amp; B</b>
<u>Sawtimber</u>	<u>5% Cruise</u>	<u>4.1% Cruise</u>	<u>A &amp; B</u>
Gum	0	22,300	22,300
Poplar	0	14,500	14,500
Loblolly Pine	<u>101,100</u>	<u>1,699,400</u>	<u>1,800,500</u>
Totals:	<b>101,100</b>	<b>1,736,200</b>	<b>1,837,300 BF Int 1/4" Scale</b>

The above volumes are not guaranteed; however, care was taken in the field to assemble the above tables. You should note how your utilization practices may vary from the above and make any necessary adjustments.

**Conditions**


1. The landowner assumes responsibility for compliance with the Virginia State Seed Tree Law.
2. A period of time of 24 months will be allowed to cut and remove the timber.
3. Roads **must** be maintained and restored to their original condition upon completion of the logging. Any newly constructed roads and decks must be left in a graded condition and must be seeded upon completion of logging. Any newly constructed haul roads, skid roads and log decks and all logging operations must be in accordance with the guidelines set out in the **Best Management Practices Manual** of the Virginia Department of Forestry.
4. No tops or laps will be allowed to remain in the streams, fields, buffers or over cutting boundaries. They must be pulled back immediately.
5. **No** trees are to be cut from Streamside Management Zones. SMZ's are marked with pink SMZ flagging.
6. No logging will be permitted during excessively wet weather conditions as determined by Timber Marketing & Management, Inc. If logging is halted due to weather conditions, then an extension of time equal to the time lost will be granted.
7. No decking will be allowed in the field.
8. A \$3,000.00 performance bond will be paid at closing and held by Timber Marketing & Management, Inc. to insure compliance with all BMP requirements, road maintenance and conditions of the Timber Purchase Contract.
9. The combination to the gate lock is 9520. Please close and lock the gate upon leaving the property.

Only sealed bids will be accepted and owners reserve the right to reject any or all bids. BIDS SHOULD BE SUBMITTED PRIOR TO THE TIME OF BID OPENING AND CAN BE SUBMITTED VIA: Mail to: Timber Marketing & Management, Inc. P. O. Box 396, Chesterfield, Virginia 23832 **OR** hand delivered to 9520 Ironbridge Road, Chesterfield, Virginia **OR** telephoned in to 804-796-9622 **OR** faxed to 804-796-9693 **OR** emailed to [tmm4u@aol.com](mailto:tmm4u@aol.com) Bids must be made on a lump-sum basis and on a combination of **Blocks A and B** and must be received at this address no later than the posted bid date and time as shown on the cover.

There will be no scheduled show trip of the tract; however, you may call and set an appointment or you may inspect the property at your own leisure.

An electronic copy of this sale notice, including maps and volumes, is available for download and viewing on our website at [www.tmmva.com](http://www.tmmva.com) under the Timber Sale Notices section.

Sincerely,  
Timber Marketing & Management, Inc.



Stephen P. Lindberg, President  
804-512-3578 mobile  
804-796-9622 office

## Big Farm - Block A

### Timber Marketing & Management, Inc.

Professional Forestry Consultants

P.O. Box 396

Chesterfield, VA 23832-0000

Phone: (804) 796-9622 • Fax: (804) 796-9693

Pulpwood Cruise: 5.0%

Sawtimber Cruise: 5.0%

Cruise Date: Wednesday, January 17, 2018

Owner's Name: Magee

County/State: Sussex County, VA

Acreage: 27+/-

Cruise Type: Plot Cruise

Harvest Type: Clear Cut

Total BF/Acre: 3,744

Pine Vol/Tree: 72.2

#### Volume Legend:

- 1) Diameters shown in inches (DBH)
- 2) Logs measured in 16' increments
- 3) Sawtimber volumes are shown in thousands of board feet (MBF)
- 4) Volume scale used for each species of sawtimber is noted
- 5) Pulpwood volumes are shown in standard cords (128 cubic feet)

#### Comments:

#### Pulpwood Standard Cord

DBH	Wood Classification						# Trees	Volume
	Pine		Soft Hardwood		Hard Hardwood			
	# Trees	Volume	# Trees	Volume	# Trees	Volume	# Trees	Volume
6	3,220	145	20	1	180	7		
8	2,400	240	20	2	100	8		
10	860	143			40	5		
12	60	16						
<b>Total</b>	<b>6,540</b>	<b>543</b>	<b>40</b>	<b>2</b>	<b>320</b>	<b>20</b>		

#### Loblolly Pine - Sawtimber International 1/4 Scale

DBH	Number of Logs					# Trees	Volume	% of Total
	1-Log	2-Log	3-Log	4-Log	5-Log			
10	500	80				580	22.7	22.5%
12	200	340	20			560	44.9	44.4%
14	60	160	20			240	31.3	30.9%
16	20					20	2.2	2.2%
<b>Total</b>	<b>780</b>	<b>580</b>	<b>40</b>			<b>1,400</b>	<b>101.1</b>	

#### Sawtimber Volume by Timber Type

Timber Type	# Trees	Volume	Avg BF/Tree	% of Total
Pine	1,400	101.1	72.2	100.0%
<b>Total</b>	<b>1,400</b>	<b>101.1</b>	<b>72.2</b>	

#### Sawtimber Volume by DBH

DBH	# Trees	Volume	Avg BF/Tree	% of Total
10	580	22.7	39.2	22.5%
12	560	44.9	80.1	44.4%
14	240	31.3	130.3	30.9%
16	20	2.2	112.0	2.2%
<b>Total</b>	<b>1,400</b>	<b>101.1</b>	<b>72.2</b>	

#### Sawtimber Volume by Species

Species	# Trees	Volume	Avg BF/Tree	% of Total
Loblolly Pine	1,400	101.1	72.2	100.0%
<b>Total</b>	<b>1,400</b>	<b>101.1</b>	<b>72.2</b>	

## Big Farm - Block B

### Timber Marketing & Management, Inc.

Professional Forestry Consultants

P.O. Box 396

Chesterfield, VA 23832-0000

Phone: (804) 796-9622 • Fax: (804) 796-9693

Pulpwood Cruise: 4.1%

Sawtimber Cruise: 4.1%

Cruise Date: Tuesday, January 16, 2018

Owner's Name: Magee

County/State: Sussex County, VA

Acreage: 162+/-

Cruise Type: Plot Cruise

Harvest Type: Clear Cut

Total BF/Acre: 10,717

Pine Vol/Tree: 113.7

Hardwood Vol/Tree: 150.8

#### Volume Legend:

- 1) Diameters shown in inches (DBH)
- 2) Logs measured in 16' increments
- 3) Sawtimber volumes are shown in thousands of board feet (MBF)
- 4) Volume scale used for each species of sawtimber is noted
- 5) Pulpwood volumes are shown in standard cords (128 cubic feet)

#### Comments:

#### Pulpwood

Standard Cord

##### Wood Classification

DBH	Pine		Soft Hardwood		Hard Hardwood		Cedar	
	# Trees	Volume	# Trees	Volume	# Trees	Volume	# Trees	Volume
6	1,976	89	1,024	40	341	13		
8	4,585	459	634	50	195	15		
10	4,756	790	341	45	73	10		
12	561	148	49	10				
14	49	18	24	7				
<b>Total</b>	<b>11,927</b>	<b>1,503</b>	<b>2,073</b>	<b>152</b>	<b>610</b>	<b>38</b>		

#### Gum - Sawtimber

International 1/4 Scale

##### Number of Logs

DBH	1-Log	2-Log	3-Log	4-Log	5-Log	# Trees	Volume	% of Total
12	24					24	1.4	6.1%
14	24	49				73	8.9	40.0%
16	24	49				73	12.0	53.9%
<b>Total</b>	<b>73</b>	<b>98</b>				<b>171</b>	<b>22.3</b>	

#### Loblolly Pine - Sawtimber

International 1/4 Scale

##### Number of Logs

DBH	1-Log	2-Log	3-Log	4-Log	5-Log	# Trees	Volume	% of Total
10	2,976	1,024				4,000	167.6	9.9%
12	854	2,805	2,634			6,293	622.0	36.6%
14	98	829	2,366			3,293	565.1	33.3%
16		268	927			1,195	288.2	17.0%
18		49	73			122	36.7	2.2%
20			24			24	10.4	0.6%
22		24				24	9.4	0.6%
<b>Total</b>	<b>3,927</b>	<b>5,000</b>	<b>6,024</b>			<b>14,951</b>	<b>1,699.4</b>	

#### Poplar - Sawtimber

International 1/4 Scale

##### Number of Logs

DBH	1-Log	2-Log	3-Log	4-Log	5-Log	# Trees	Volume	% of Total
12	24					24	1.4	9.4%
16	24					24	2.7	18.8%
20			24			24	10.4	71.8%
<b>Total</b>	<b>49</b>		<b>24</b>			<b>73</b>	<b>14.5</b>	

#### Sawtimber Volume by Timber Type

Timber Type	# Trees	Volume	Avg BF/Tree	% of Total
Hardwood	244	36.8	150.8	2.1%
Pine	14,951	1,699.4	113.7	97.9%
<b>Total</b>	<b>15,195</b>	<b>1,736.1</b>	<b>114.3</b>	

#### Sawtimber Volume by DBH

DBH	# Trees	Volume	Avg BF/Tree	% of Total
10	4,000	167.6	41.9	9.7%
12	6,341	624.7	98.5	36.0%
14	3,366	574.0	170.5	33.1%
16	1,293	303.0	234.4	17.5%
18	122	36.7	300.8	2.1%
20	49	20.8	427.0	1.2%
22	24	9.4	387.0	0.5%
<b>Total</b>	<b>15,195</b>	<b>1,736.1</b>	<b>114.3</b>	

#### Sawtimber Volume by Species

Species	# Trees	Volume	Avg BF/Tree	% of Total
Gum	171	22.3	130.4	1.3%
Loblolly Pine	14,951	1,699.4	113.7	97.9%
Poplar	73	14.5	198.3	0.8%
<b>Total</b>	<b>15,195</b>	<b>1,736.1</b>	<b>114.3</b>	

**MAGEE PROPERTY  
BIG FARM  
SUSSEX COUNTY, VA**

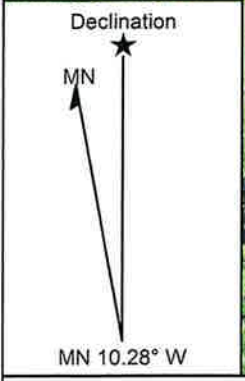
**HARVEST BOUNDARIES are Marked With  
Orange- Glo Flagging**  
-----  
Lock Combo is 9520  
Please Feel Free to Drive into the Tract

**NO HARVESTING IN THE SMZ'S  
SMZ'S are Flagged with Pink- Glo SMZ Flagging**

**BLOCK B  
PLP - 1991 (28 Yrs Old)  
Thinned Once**

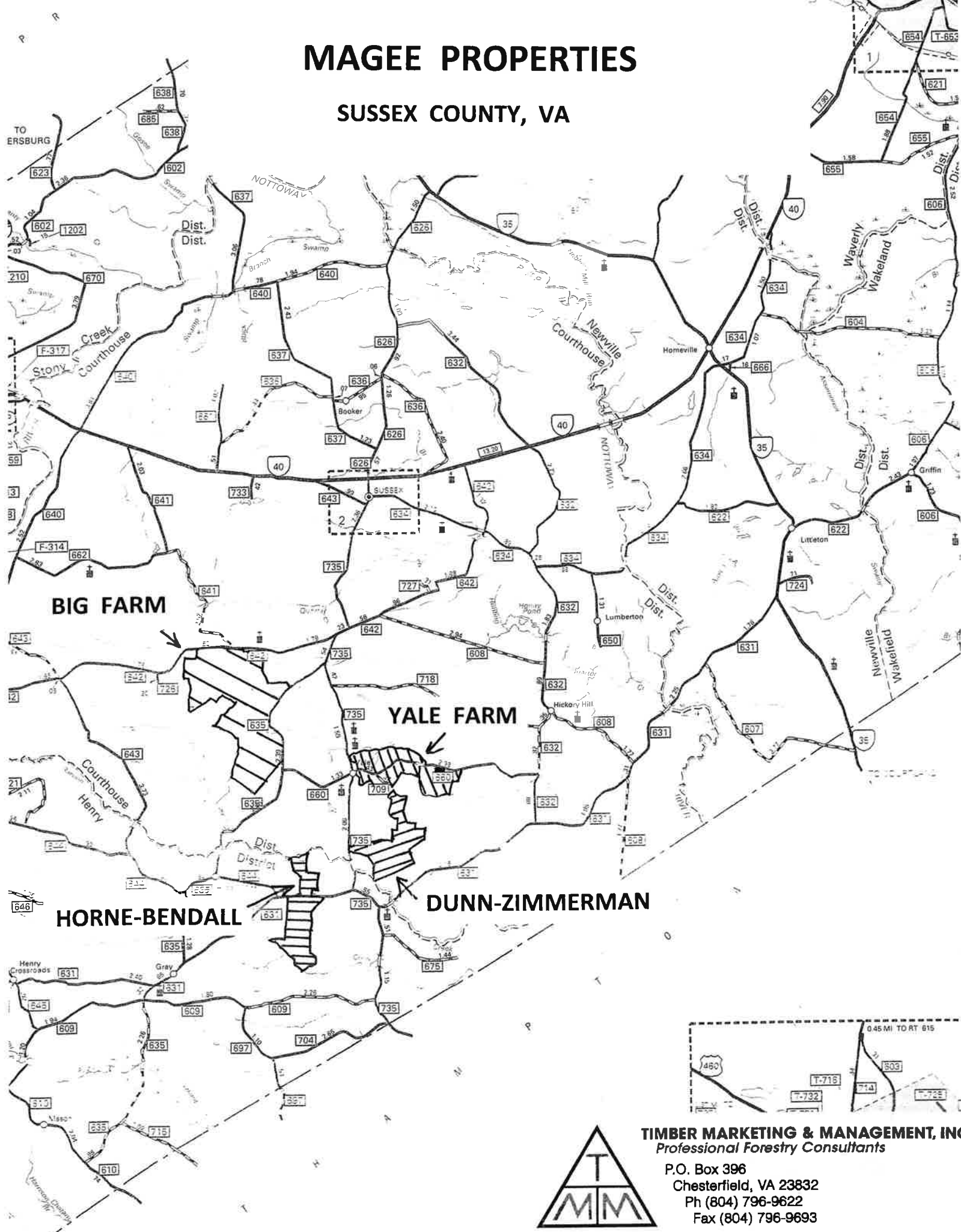
**BLOCK "A"  
NLP - 1991 (28 Yrs Old)  
Not Thinned**

**TMM**  
**TIMBER MARKETING & MANAGEMENT,**  
Professional Forestry Consultants  
P.O. Box 396  
Chesterfield, VA 23832  
Ph (804) 796-6922  
Fax (804) 796-9693  
www.tmmva.com



# MAGEE PROPERTIES

SUSSEX COUNTY, VA



**TIMBER MARKETING & MANAGEMENT, INC**  
Professional Forestry Consultants

P.O. Box 396  
Chesterfield, VA 23832  
Ph (804) 796-9622  
Fax (804) 796-9693

