

**TIMBER MARKETING & MANAGEMENT INC.**

*Professional Forestry Consultants*

P.O. Box 396  
 Chesterfield, VA 23832  
 Ph (804) 796-9622  
 Fax (804) 796-9693  
 www.tmmva.com

Sale Date:	<b>March 22, 2018</b>
Time:	11:00 a. m.
Day:	Thursday
Total Vol./Acre:	11,284 B. F.
Pine Vol/Tree:	169 B. F.
Hdwd. Vol/Tree:	131 B. F.

**CLEAR- CUT SALE**

Having been employed by **Doug Naismith** we solicit bids on all merchantable timber on **129 +/-** acres in **Dinwiddie County Virginia** and as shown on the attached map.

We have cruised the pulpwood trees (4% plot cruise) to be harvested. Our estimate of their volume is:

<u>Pulpwood</u>	<u>Cords</u>	<u>Tons</u>
Pine	279	725
Soft Hardwood	219	569
Hard Hardwood	<u>457</u>	<u>1,188</u>
<b>TOTAL</b>	<b>955</b>	<b>2,483</b>

We have made a 100% count of the sawtimber-size trees. Our estimate of their volume is:

<u>Sawtimber</u>			
Loblolly	1,236,200	Maple	5,900
White Oak	81,200	Hickory	3,200
Poplar	63,400	Misc. Hardwood	<u>500</u>
Red Oak	34,700		<b>1,455,600 Total B.F. Int 1/4" Scale</b>
Gum	30,500		

The above volumes are not guaranteed; however, care was taken in the field to assemble the above tables. You should note how your utilization practices may vary from the above and make any necessary adjustments.


Conditions

1. The landowner assumes responsibility for compliance with the Virginia State Seed Tree Law.
2. A period of time of 2 years will be allowed to cut and remove the timber.
3. Roads **must** be maintained and restored to their original condition upon completion of the logging. Any newly constructed roads and decks must be left in a graded condition and must be seeded upon completion of logging. Any newly constructed haul roads, skid roads and log decks and all logging operations must be in accordance with the guidelines set out in the **Best Management Practices Manual** of the Virginia Department of Forestry.
4. No tops or laps will be allowed to remain in the streams, fields, buffers or over cutting boundaries. They must be pulled back immediately.
5. Only the blue marked trees are to be cut from Streamside Management Zones and the roadside buffers.
6. No logging will be permitted during excessively wet weather conditions as determined by Timber Marketing & Management, Inc. If logging is halted due to weather conditions, then an extension of time equal to the time lost will be granted.
7. A \$2,000.00 performance bond will be paid at closing and held by Timber Marketing & Management, Inc. to insure compliance with all BMP requirements, road maintenance and conditions of the Timber Purchase Contract.

Only sealed bids will be accepted and owners reserve the right to reject any or all bids. BIDS SHOULD BE SUBMITTED PRIOR TO THE TIME OF BID OPENING AND CAN BE SUBMITTED VIA: Mail to Doug Naismith c/o Timber Marketing & Management, Inc. P. O. Box 396, Chesterfield, Virginia 23832 **OR** hand delivered to 9520 Ironbridge Road, Chesterfield, Virginia **OR** telephoned in to 804-796-9622 **OR** faxed to 804-796-9693 **OR** emailed to tmm4u@aol.com Bids must be made on a lump-sum basis and must be received at this address no later than **Thursday March 22, 2018 at 11:00 a.m.**

There will not be any scheduled show trip of the tract; however, you may call and set an appointment or you may inspect the property at your own leisure.

Sincerely,  
Timber Marketing & Management, Inc.



Gregory C. Garrison, Vice President  
804-338-7851 mobile  
804-796-9622 office

## Naismith, Doug

### Timber Marketing & Management, Inc.

Professional Forestry Consultants

P.O. Box 396

Chesterfield, VA 23832-0000

Phone: (804) 796-9622 • Fax: (804) 796-9693

Pulpwood Cruise: 4.0%  
Sawtimber Cruise: 100.0%

Cruise Date: Wednesday, February 07, 2018  
Owner's Name: Doug Naismith  
County/State: Dinwiddie County, VA  
Acreage: 129+/-  
Cruise Type: Tree Count  
Harvest Type: Clear Cut  
Total BF/Acre: 11,284  
Pine Vol/Tree: 168.9  
Hardwood Vol/Tree: 131.0

#### Volume Legend:

- 1) Diameters shown in inches (DBH)
- 2) Logs measured in 16' increments
- 3) Sawtimber volumes are shown in thousands of board feet (MBF)
- 4) Volume scale used for each species of sawtimber is noted
- 5) Pulpwood volumes are shown in standard cords (128 cubic feet)

#### Comments:

#### Pulpwood

Standard Cord

		Wood Classification							
		Pine		Soft Hardwood		Hard Hardwood		Cedar	
DBH	# Trees	Volume	# Trees	Volume	# Trees	Volume	# Trees	Volume	
6	1,075	48	1,350	53	2,100	82			
8	1,000	100	825	65	1,600	126			
10	625	104	500	67	1,050	140			
12	100	26	175	35	450	89			
14					75	20			
<b>Total</b>	<b>2,800</b>	<b>279</b>	<b>2,850</b>	<b>219</b>	<b>5,275</b>	<b>457</b>			

#### Gum - Sawtimber

International 1/4 Scale

		Number of Logs						
DBH	1-Log	2-Log	3-Log	4-Log	5-Log	# Trees	Volume	% of Total
12	64					64	3.6	11.7%
14	30	39				69	8.0	26.2%
16	10	25	8			43	7.9	25.9%
18	3	23	2			28	6.8	22.3%
20	2	2				4	1.0	3.2%
22	1					1	0.2	0.7%
24		1				1	0.5	1.5%
26		1				1	0.6	1.8%
32		1				1	0.9	2.8%
36		1				1	1.1	3.7%
<b>Total</b>	<b>110</b>	<b>93</b>	<b>10</b>			<b>213</b>	<b>30.5</b>	

#### Hickory - Sawtimber

International 1/4 Scale

		Number of Logs						
DBH	1-Log	2-Log	3-Log	4-Log	5-Log	# Trees	Volume	% of Total
12	12					12	0.7	21.1%
14	3	3				6	0.7	21.1%
16		2				2	0.4	11.9%
18		2				2	0.5	15.6%
20		1	1			2	0.7	23.3%
22	1					1	0.2	6.9%
<b>Total</b>	<b>16</b>	<b>8</b>	<b>1</b>			<b>25</b>	<b>3.2</b>	

#### Loblolly Pine - Sawtimber

International 1/4 Scale

		Number of Logs					# Trees	Volume	% of Total
DBH	1-Log	2-Log	3-Log	4-Log	5-Log				
10	598	301				899	39.3	3.2%	
12	167	708	1,257			2,132	225.3	18.2%	
14	40	413	1,735	184		2,372	424.0	34.3%	
16	19	153	962	199		1,333	338.2	27.4%	
18	5	47	337	68		457	152.9	12.4%	
20	1	20	60	15		96	39.8	3.2%	
22	1	3	19	3		26	13.3	1.1%	
24			4	1		5	3.3	0.3%	
<b>Total</b>	<b>831</b>	<b>1,645</b>	<b>4,374</b>	<b>470</b>		<b>7,320</b>	<b>1,236.2</b>		

#### Maple - Sawtimber

International 1/4 Scale

		Number of Logs					# Trees	Volume	% of Total
DBH	1-Log	2-Log	3-Log	4-Log	5-Log				
12	16					16	0.9	15.1%	
14	24	1				25	2.1	35.9%	
16	15	1				16	1.9	31.5%	
18	2					2	0.3	4.9%	
20	2					2	0.4	6.1%	
22		1				1	0.4	6.5%	
<b>Total</b>	<b>59</b>	<b>3</b>				<b>62</b>	<b>5.9</b>		

#### Miscellaneous Hardwood - Sawtimber

International 1/4 Scale

		Number of Logs						
DBH	1-Log	2-Log	3-Log	4-Log	5-Log	# Trees	Volume	% of Total
14	1					1	0.1	18.4%
16	2					2	0.2	49.7%
18	1					1	0.1	31.9%
<b>Total</b>	<b>4</b>					<b>4</b>	<b>0.5</b>	

**Naismith, Doug**

**Timber Marketing & Management, Inc.**

Cruise Date: Wednesday, February 07, 2018  
 Owner's Name: Doug Naismith  
 County/State: Dinwiddie County, VA

**Poplar - Sawtimber International 1/4 Scale**

DBH	Number of Logs					# Trees	Volume	% of Total
	1-Log	2-Log	3-Log	4-Log	5-Log			
12	138					138	7.7	12.2%
14	32	117	5			154	20.1	31.7%
16	9	30	34			73	15.4	24.3%
18	2	19	18			39	11.0	17.4%
20		7	7			14	5.2	8.2%
22	1	2	3			6	2.6	4.1%
24		1				1	0.5	0.7%
26		1				1	0.6	0.9%
28	1					1	0.4	0.6%
<b>Total</b>	<b>183</b>	<b>177</b>	<b>67</b>			<b>427</b>	<b>63.4</b>	

**Red Oak - Sawtimber International 1/4 Scale**

DBH	Number of Logs					# Trees	Volume	% of Total
	1-Log	2-Log	3-Log	4-Log	5-Log			
12	95					95	5.3	15.3%
14	73	30				103	10.3	29.6%
16	27	19	1			47	6.9	19.8%
18	13	12				25	4.8	14.0%
20	2	8				10	2.9	8.3%
22	1	4	1			6	2.3	6.6%
24	1	3				4	1.7	4.8%
26		1				1	0.6	1.6%
<b>Total</b>	<b>212</b>	<b>77</b>	<b>2</b>			<b>291</b>	<b>34.7</b>	

**White Oak - Sawtimber International 1/4 Scale**

DBH	Number of Logs					# Trees	Volume	% of Total
	1-Log	2-Log	3-Log	4-Log	5-Log			
12	227					227	12.7	15.7%
14	120	91				211	22.8	28.1%
16	55	57				112	17.0	20.9%
18	12	42				54	12.1	15.0%
20	5	19	1			25	7.3	9.0%
22	3	12	1			16	5.8	7.2%
24	1	3				4	1.7	2.1%
26	1					1	0.3	0.4%
28	1					1	0.4	0.5%
32	1					1	0.5	0.6%
34	1					1	0.6	0.7%
<b>Total</b>	<b>427</b>	<b>224</b>	<b>2</b>			<b>653</b>	<b>81.2</b>	

**Sawtimber Volume by Timber Type**

Timber Type	# Trees	Volume	Avg BF/Tree	% of Total
Hardwood	1,675	219.4	131.0	15.1%
Pine	7,320	1,236.2	168.9	84.9%
<b>Total</b>	<b>8,995</b>	<b>1,455.6</b>	<b>161.8</b>	

**Sawtimber Volume by DBH**

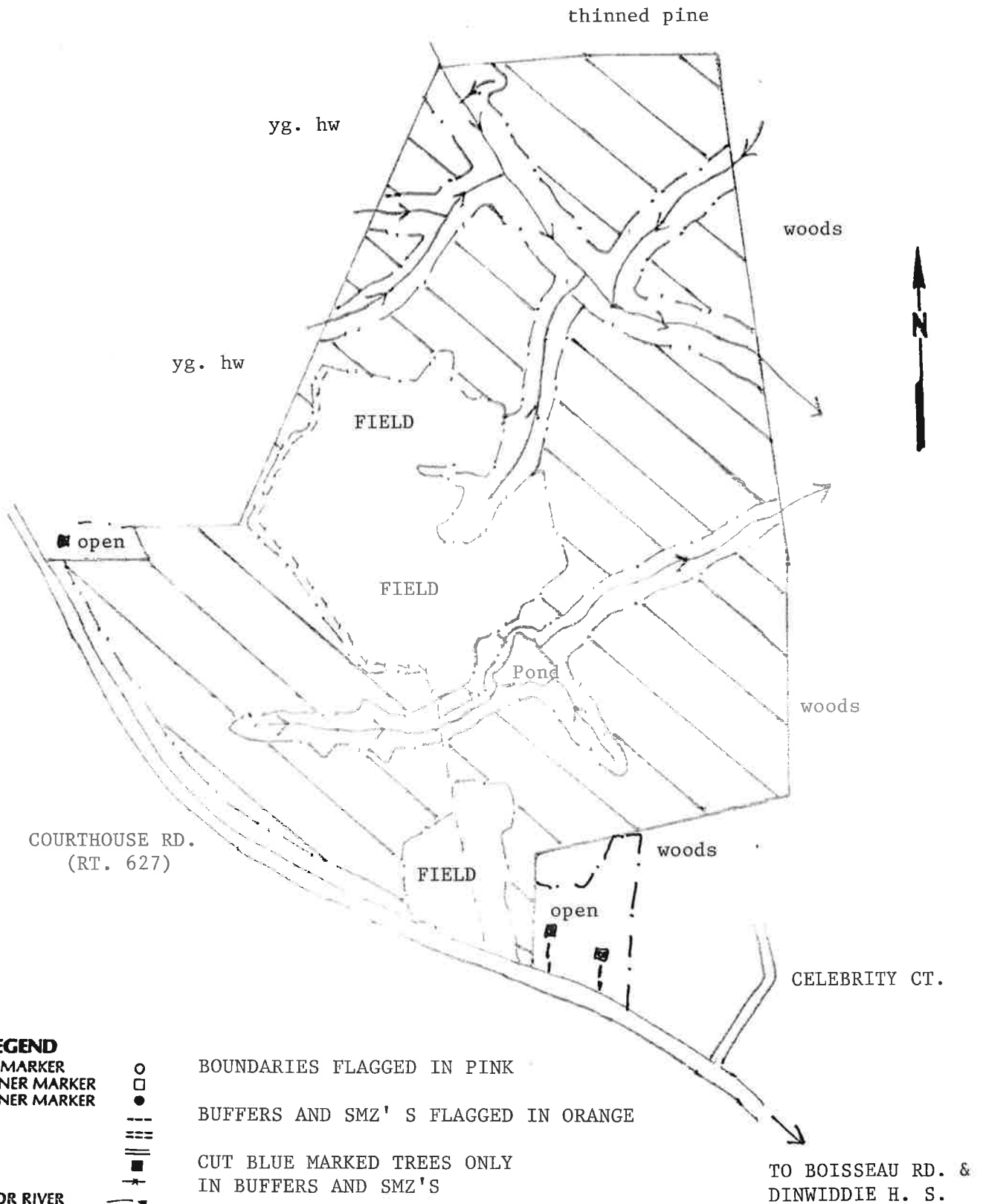
DBH	# Trees	Volume	Avg BF/Tree	% of Total
10	899	39.3	43.7	2.7%
12	2,684	256.2	95.5	17.6%
14	2,941	488.0	165.9	33.5%
16	1,628	387.8	238.2	26.6%
18	608	188.7	310.4	13.0%
20	153	57.2	373.9	3.9%
22	57	24.9	436.3	1.7%
24	15	7.6	508.9	0.5%
26	4	2.0	497.3	0.1%
28	2	0.7	367.0	0.1%
32	2	1.4	677.5	0.1%
34	1	0.6	550.0	0.0%
36	1	1.1	1,121.0	0.1%
<b>Total</b>	<b>8,995</b>	<b>1,455.6</b>	<b>161.8</b>	

**Sawtimber Volume by Species**

Species	# Trees	Volume	Avg BF/Tree	% of Total
Gum	213	30.5	143.3	2.1%
Hickory	25	3.2	127.3	0.2%
Loblolly Pine	7,320	1,236.2	168.9	84.9%
Maple	62	5.9	95.7	0.4%
Miscellaneous Hardwood	4	0.5	112.8	0.0%
Poplar	427	63.4	148.6	4.4%
Red Oak	291	34.7	119.4	2.4%
White Oak	653	81.2	124.3	5.6%
<b>Total</b>	<b>8,995</b>	<b>1,455.6</b>	<b>161.8</b>	

# NAISMITH PROPERTY

DINWIDDIE COUNTY, VA



## LEGEND

- METAL CORNER MARKER
- CONCRETE CORNER MARKER
- PINE KNOT CORNER MARKER
- WOODS ROAD
- GRAVEL ROAD
- PAVED ROAD
- BUILDING
- FENCE
- STREAM, CREEK OR RIVER
- INTERMITTENT STREAM
- TIMBER TYPE LINE
- PIPELINE
- POWERLINE
- RAILROAD



BOUNDARIES FLAGGED IN PINK

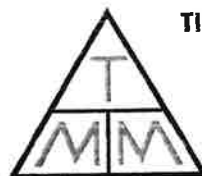
BUFFERS AND SMZ'S FLAGGED IN ORANGE

CUT BLUE MARKED TREES ONLY  
IN BUFFERS AND SMZ'S

TO BOISSEAU RD. &  
DINWIDDIE H. S.

DATE: 2-23-18

SCALE: 1" = 660'

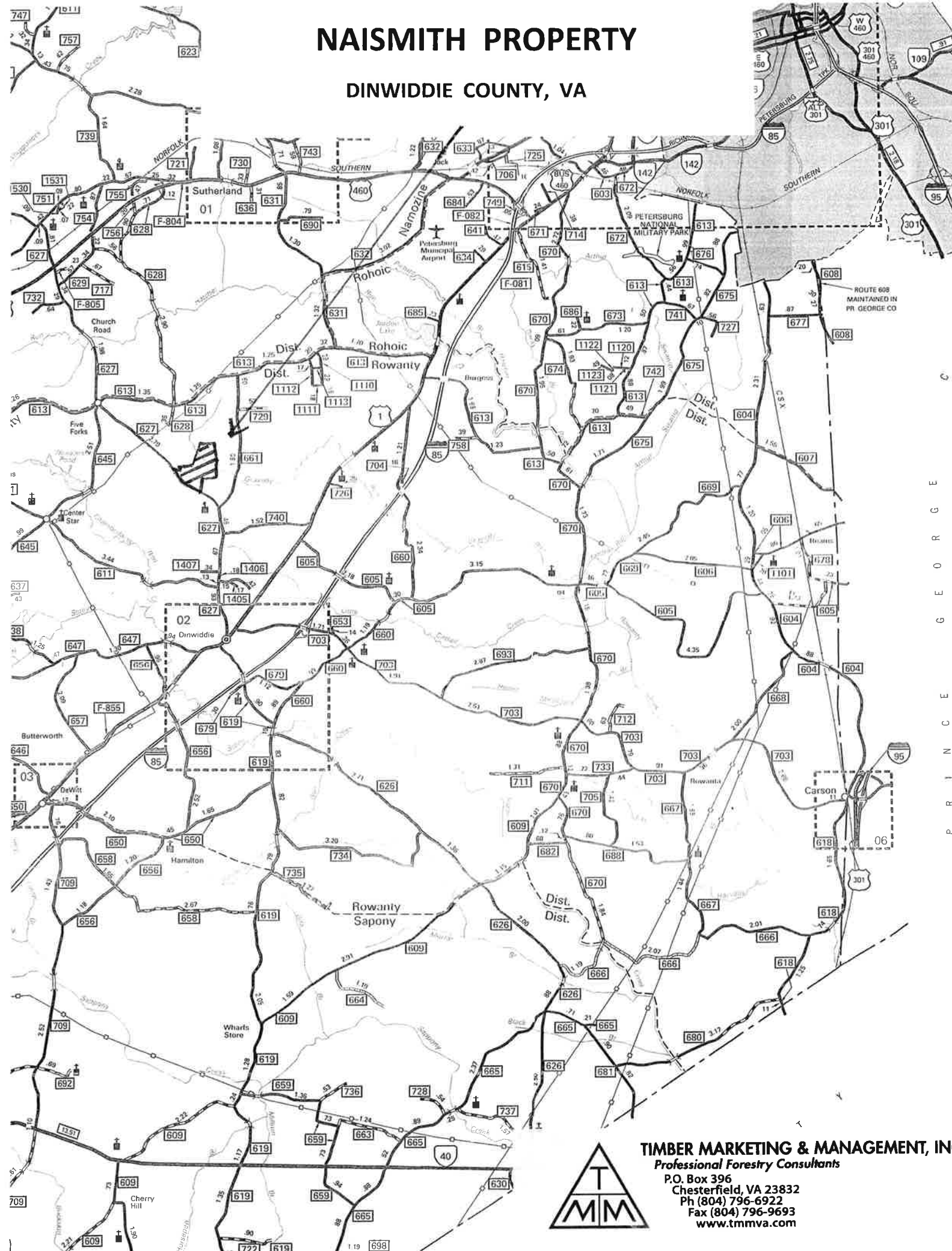


**TIMBER MARKETING & MANAGEMENT, INC.**  
*Professional Forestry Consultants*

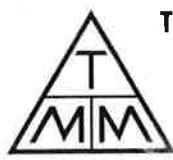
P.O. Box 396  
Chesterfield, VA 23832  
Ph (804) 796-9622  
Fax (804) 796-9693

# NAISMITH PROPERTY

DINWIDDIE COUNTY, VA



P R I N T E D I N G E O R G A N I Z A T I O N



**TIMBER MARKETING & MANAGEMENT, INC.**  
*Professional Forestry Consultants*  
P.O. Box 396  
Chesterfield, VA 23832  
Ph (804) 796-6922  
Fax (804) 796-9693  
[www.tmmva.com](http://www.tmmva.com)