

TIMBER MARKETING & MANAGEMENT INC.
 Professional Forestry Consultants
 P.O. Box 396
 Chesterfield, VA 23832
 Ph (804) 796-9622
 Fax (804) 796-9693
 www.tmmva.com

Sale Date:	November 20, 2018
Time:	11:00 a.m.
Day:	Tuesday
Total Vol./Acre:	6,584 B. F.
Pine Vol/Tree:	148 B. F.
Hdwd. Vol/Tree:	203 B. F.

CLEAR- CUT SALE

Having been employed by **Linda Rothrock** we solicit bids on all merchantable timber on 112 +/- acres in King & Queen County, Virginia and as shown on the attached map.

We have cruised the pulpwood trees to be harvested (8% cruise). Our estimate of their volume is:

<u>Pulpwood</u>	<u>Cords</u>	<u>Tons</u>
Pine	178	463
Soft Hardwood	153	398
Hard Hardwood	<u>279</u>	<u>725</u>
Total:	610	1,586

We have made a 100% count of the sawtimber-size trees. Our estimate of their volume is:

<u>Sawtimber</u>			
Poplar	174.9	Black Locust	0.5
Red Oak	166.6	Black Cherry	0.4
Northern Red Oak	21.9	Black Walnut	0.3
White Oak	115.3	Sassafras	0.3
Gum	98.4	Hackberry	0.2
Hickory	21.2	Persimon	0.1
Beech	5.7	Loblolly Pine	79.2
Maple	5.0	Virginia Pine	<u>47.5</u>
		Total:	737.5 BF Int 1/4" Scale

The above volumes are not guaranteed; however, care was taken in the field to assemble the above tables. You should note how your utilization practices may vary from the above and make any necessary adjustments.

Conditions

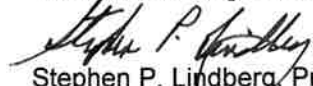
1. The landowner assumes responsibility for compliance with the Virginia State Seed Tree Law.
2. A period of time of **24 months** will be allowed to cut and remove the timber.
3. Roads **must** be maintained and restored to their original condition upon completion of the logging. Any newly constructed roads and decks must be left in a graded condition and must be seeded upon completion of logging. Any newly constructed haul roads, skid roads and log decks and all logging operations must be in accordance with the guidelines set out in the **Best Management Practices Manual** of the Virginia Department of Forestry.
4. No tops or laps will be allowed to remain in the streams, fields, buffers or over cutting boundaries. They must be pulled back immediately.
5. Only the blue marked trees are to be cut from Streamside Management Zones. The SMZ boundaries are flagged with pink-glo SMZ flagging.
6. Exterior harvest boundaries are flagged with orange glo-flagging.
7. No logging will be permitted during excessively wet weather conditions as determined by Timber Marketing & Management, Inc. If logging is halted due to weather conditions, then an extension of time equal to the time lost will be granted.
8. A \$3,000.00 performance bond will be paid at closing and held by Timber Marketing & Management, Inc. to insure compliance with all BMP requirements, road maintenance and conditions of the Timber Purchase Contract.

9. The landowner may elect to defer payments as follows: 50% due at closing by December 20, 2018 and 50% due on February 15, 2019 or when logging begins whichever occurs first.

Only sealed bids will be accepted and owners reserve the right to reject any or all bids. BIDS SHOULD BE SUBMITTED PRIOR TO THE TIME OF BID OPENING AND CAN BE SUBMITTED VIA: Mail to: Timber Marketing & Management, Inc. P. O. Box 396, Chesterfield, Virginia 23832 **OR** hand delivered to 9520 Ironbridge Road, Chesterfield, Virginia **OR** telephoned in to 804-796-9622 **OR** faxed to 804-796-9693 **OR** emailed to tmm4u@aol.com Bids must be made on a lump-sum basis and must be received at this address no later than the posted bid date and time as shown on the cover.

There will not be any scheduled show trip of the tract; however, you may call and set an appointment or you may inspect the property at your own leisure.

Sincerely,
Timber Marketing & Management, Inc.


Stephen P. Lindberg, President
804-796-9622 Office
804-512-3578 Mobile

Rothrock East Block Clear Cut

Timber Marketing & Management, Inc.

Professional Forestry Consultants

P.O. Box 396

Chesterfield, VA 23832-0000

Phone: (804) 796-9622 • Fax: (804) 796-9693

Pulpwood Cruise: 8.0%

Sawtimber Cruise: 100.0%

Cruise Date: Wednesday, October 10, 2018

Owner's Name: Rothrock

County/State: King & Queen County, VA

Acreage: 33+/-

Cruise Type: Tree Count

Harvest Type: Clear Cut

Total BF/Acre: 8,184

Pine Vol/Tree: 120.4

Hardwood Vol/Tree: 184.9

Volume Legend:

- 1) Diameters shown in inches (DBH)
- 2) Logs measured in 16' increments
- 3) Sawtimber volumes are shown in thousands of board feet (MBF)
- 4) Volume scale used for each species of sawtimber is noted
- 5) Pulpwood volumes are shown in standard cords (128 cubic feet)

Comments:

Pulpwood

Standard Cord

DBH	Wood Classification							
	Pine		Soft Hardwood		Hard Hardwood		Cedar	
	# Trees	Volume	# Trees	Volume	# Trees	Volume	# Trees	Volume
6	63	3	163	6	550	21		
8	138	14	163	13	500	40		
10	150	25	113	15	450	60		
12	125	33	63	12	150	30		
14	50	19			25	7		
Total	525	93	500	47	1,675	157		

Beech - Sawtimber

International 1/4 Scale

DBH	Number of Logs							
	1-Log	2-Log	3-Log	4-Log	5-Log	# Trees	Volume	% of Total
12	6					6	0.3	11.0%
14	5					5	0.4	13.6%
16	6	1				7	0.9	28.2%
18	5					5	0.7	23.6%
20	4					4	0.7	23.7%
Total	26	1				27	3.1	

Gum - Sawtimber

International 1/4 Scale

DBH	Number of Logs							
	1-Log	2-Log	3-Log	4-Log	5-Log	# Trees	Volume	% of Total
12	30					30	1.7	9.0%
14	5	21				26	3.4	18.1%
16	2	12	13			27	5.8	31.3%
18		7	8			15	4.4	23.7%
20	1	1				2	0.5	2.7%
22		6	1			7	2.9	15.3%
Total	38	47	22			107	18.7	

Hickory - Sawtimber

International 1/4 Scale

DBH	Number of Logs							
	1-Log	2-Log	3-Log	4-Log	5-Log	# Trees	Volume	% of Total
12	20					20	1.1	15.4%
14	7	12				19	2.3	31.3%
16	3	8				11	1.9	25.5%
18	2	3	2			7	1.7	23.4%
20		1				1	0.3	4.3%
Total	32	24	2			58	7.3	

Loblolly Pine - Sawtimber

International 1/4 Scale

DBH	Number of Logs							
	1-Log	2-Log	3-Log	4-Log	5-Log	# Trees	Volume	% of Total
10	8	1				9	0.3	2.4%
12	4	10	10			24	2.3	16.1%
14	4	8	11			23	3.5	24.1%
16	1	5	10			16	3.6	24.9%
18		1	5	1		7	2.3	16.0%
20			2			2	0.9	5.9%
22		1	1			2	0.9	6.3%
24			1			1	0.6	4.4%
Total	17	26	40	1		84	14.6	

Maple - Sawtimber

International 1/4 Scale

DBH	Number of Logs							
	1-Log	2-Log	3-Log	4-Log	5-Log	# Trees	Volume	% of Total
14	2					2	0.2	31.1%
16	2					2	0.2	41.9%
18	1					1	0.1	27.0%
Total	5					5	0.5	

Northern Red Oak - Sawtimber

International 1/4 Scale

DBH	Number of Logs							
	1-Log	2-Log	3-Log	4-Log	5-Log	# Trees	Volume	% of Total
12	4					4	0.2	3.3%
14	9	3				12	1.2	17.4%
16	1	6	1			8	1.5	22.5%
18	2	6				8	1.8	26.5%
20		4				4	1.3	18.7%
22		2				2	0.8	11.5%
Total	16	21	1			38	6.7	

Rothrock East Block Clear Cut

Timber Marketing & Management, Inc.

Cruise Date: Wednesday, October 10, 2018
 Owner's Name: Rothrock
 County/State: King & Queen County, VA

Poplar - Sawtimber International 1/4 Scale

DBH	Number of Logs					# Trees	Volume	% of Total
	1-Log	2-Log	3-Log	4-Log	5-Log			
12	55					55	3.1	4.3%
14	4	48	2			54	7.5	10.3%
16	3	12	39			54	12.6	17.4%
18	2	9	36	3		50	15.8	21.8%
20		7	19	7		33	13.9	19.2%
22		7	8	5		20	10.1	14.0%
24		3	9			12	7.2	9.9%
26		1	1			2	1.3	1.8%
28			1			1	0.9	1.2%
Total	64	87	115	15		281	72.4	

Red Oak - Sawtimber International 1/4 Scale

DBH	Number of Logs					# Trees	Volume	% of Total
	1-Log	2-Log	3-Log	4-Log	5-Log			
12	65					65	3.6	5.0%
14	33	45				78	9.1	12.4%
16	20	73	6			99	17.6	24.1%
18	11	41	12			64	15.8	21.5%
20	8	29	8			45	14.0	19.1%
22	3	15	4			22	8.6	11.7%
24		4	2			6	3.2	4.3%
28		1				1	0.7	0.9%
30		1				1	0.8	1.0%
Total	140	209	32			381	73.3	

Virginia Pine - Sawtimber International 1/4 Scale

DBH	Number of Logs					# Trees	Volume	% of Total
	1-Log	2-Log	3-Log	4-Log	5-Log			
10	32					32	1.2	6.4%
12	42	16				58	3.8	21.2%
14	35	17	1			53	5.5	30.4%
16	15	19	1			35	5.5	30.7%
18	2	5	1			8	1.9	10.3%
20	1					1	0.2	1.0%
Total	127	57	3			167	18.1	

White Oak - Sawtimber International 1/4 Scale

DBH	Number of Logs					# Trees	Volume	% of Total
	1-Log	2-Log	3-Log	4-Log	5-Log			
12	105					105	5.9	10.6%
14	51	59				110	12.6	22.6%
16	20	64	9			93	16.7	30.1%
18	9	46	6			61	14.7	26.5%
20	1	13	1			15	4.7	8.4%
22	1	2				3	1.0	1.8%
Total	187	184	16			387	55.5	

Sawtimber Volume by Timber Type

Timber Type	# Trees	Volume	Avg BF/Tree	% of Total
Hardwood	1,284	237.5	184.9	87.9%
Pine	271	32.6	120.4	12.1%
Total	1,555	270.1	173.7	

Sawtimber Volume by DBH

DBH	# Trees	Volume	Avg BF/Tree	% of Total
10	41	1.5	36.6	0.6%
12	367	22.1	60.3	8.2%
14	382	45.5	119.1	16.8%
16	352	66.4	188.6	24.6%
18	226	59.3	262.3	22.0%
20	107	36.4	340.0	13.5%
22	56	24.2	432.8	9.0%
24	19	11.0	579.5	4.1%
26	2	1.3	662.5	0.5%
28	2	1.6	779.0	0.6%
30	1	0.8	758.0	0.3%
Total	1,555	270.1	173.7	

Sawtimber Volume by Species

Species	# Trees	Volume	Avg BF/Tree	% of Total
Beech	27	3.1	113.2	1.1%
Gum	107	18.7	174.4	6.9%
Hickory	58	7.3	125.3	2.7%
Loblolly Pine	84	14.6	173.4	5.4%
Maple	5	0.5	106.8	0.2%
Northern Red Oak	38	6.7	176.5	2.5%
Poplar	281	72.4	257.7	26.8%
Red Oak	381	73.3	192.3	27.1%
Virginia Pine	187	18.1	96.6	6.7%
White Oak	387	55.5	143.5	20.6%
Total	1,555	270.1	173.7	

Rothrock East SMZ's

Timber Marketing & Management, Inc.

Professional Forestry Consultants

P.O. Box 396

Chesterfield, VA 23832-0000

Phone: (804) 796-9622 • Fax: (804) 796-9693

Sawtimber Cruise: 100.0%

Cruise Date: Thursday, October 11, 2018
 Owner's Name: Rothrock
 County/State: King & Queen County, VA
 Acreage: 20+/-
 Cruise Type: Tree Count
 Harvest Type: Select Cut
 Total BF/Acre: 2,651
 Pine Vol/Tree: 164.4
 Hardwood Vol/Tree: 349.1

Volume Legend:

- 1) Diameters shown in inches (DBH)
- 2) Logs measured in 16' increments
- 3) Sawtimber volumes are shown in thousands of board feet (MBF)
- 4) Volume scale used for each species of sawtimber is noted
- 5) Pulpwood volumes are shown in standard cords (128 cubic feet)

Comments:

Gum - Sawtimber International 1/4 Scale

Number of Logs								
DBH	1-Log	2-Log	3-Log	4-Log	5-Log	# Trees	Volume	% of Total
16		2	3			5	1.1	12.0%
18		3	6	4		13	4.4	45.6%
20			2	2		4	1.9	19.6%
24			1	2		3	2.2	22.9%
Total		5	12	8		25	9.6	

Hickory - Sawtimber International 1/4 Scale

Number of Logs								
DBH	1-Log	2-Log	3-Log	4-Log	5-Log	# Trees	Volume	% of Total
18		2				2	0.5	100.0%
Total		2				2	0.5	

Loblolly/Shortleaf Pine - Sawtimber International 1/4 Scale

Number of Logs								
DBH	1-Log	2-Log	3-Log	4-Log	5-Log	# Trees	Volume	% of Total
10	1					1	0.0	1.3%
12	1	1	3			5	0.5	18.8%
14		1	2			3	0.5	19.0%
16			1	1		2	0.6	20.8%
18		1		1		2	0.7	24.1%
20			1			1	0.4	15.8%
Total	2	3	7	2		14	2.7	

Maple - Sawtimber International 1/4 Scale

Number of Logs								
DBH	1-Log	2-Log	3-Log	4-Log	5-Log	# Trees	Volume	% of Total
16		1				1	0.2	28.8%
24		1				1	0.5	71.2%
Total		2				2	0.7	

Northern Red Oak - Sawtimber International 1/4 Scale

Number of Logs								
DBH	1-Log	2-Log	3-Log	4-Log	5-Log	# Trees	Volume	% of Total
20		1				1	0.3	7.3%
22		1				1	0.4	9.1%
24		1	2			3	1.8	41.1%
26			1			1	0.8	17.9%
30			1			1	1.1	24.6%
Total		3	4			7	4.3	

Poplar - Sawtimber International 1/4 Scale

Number of Logs								
DBH	1-Log	2-Log	3-Log	4-Log	5-Log	# Trees	Volume	% of Total
16		2	8			10	2.4	13.3%
18		5	7	4		16	5.2	28.6%
20		5	4	4		13	5.3	29.3%
22			2			2	1.1	5.8%
24		1	1	2		4	2.7	14.6%
26			2			2	1.5	8.4%
Total		13	24	10		47	18.2	

Red Oak - Sawtimber International 1/4 Scale

Number of Logs								
DBH	1-Log	2-Log	3-Log	4-Log	5-Log	# Trees	Volume	% of Total
16		2				2	0.4	7.5%
18	1	7	1			9	2.2	43.9%
20	1	3				4	1.1	22.3%
22		1				1	0.4	7.7%
24		2				2	0.9	18.6%
Total	2	15	1			18	5.0	

Virginia Pine - Sawtimber International 1/4 Scale

Number of Logs								
DBH	1-Log	2-Log	3-Log	4-Log	5-Log	# Trees	Volume	% of Total
12	1					1	0.1	7.4%
14	2	3				5	0.6	77.8%
16	1					1	0.1	14.8%
Total	4	3				7	0.8	

Rothrock East SMZ's

Timber Marketing & Management, Inc.

Cruise Date: Thursday, October 11, 2018
 Owner's Name: Rothrock
 County/State: King & Queen County, VA

White Oak - Sawtimber International 1/4 Scale

DBH	Number of Logs					# Trees	Volume	% of Total
	1-Log	2-Log	3-Log	4-Log	5-Log			
16	1	8	2			11	2.1	19.0%
18	1	15	5			21	5.5	49.0%
20		2	4	1		7	2.8	25.2%
22		2				2	0.8	6.8%
Total	2	27	11	1		41	11.3	

Sawtimber Volume by Timber Type

Timber Type	# Trees	Volume	Avg BF/Tree	% of Total
Hardwood	142	49.6	349.1	93.5%
Pine	21	3.5	164.4	6.5%
Total	163	53.0	325.3	

Sawtimber Volume by DBH

DBH	# Trees	Volume	Avg BF/Tree	% of Total
10	1	0.0	36.0	0.1%
12	6	0.6	94.0	1.1%
14	8	1.1	137.8	2.1%
16	32	7.0	217.6	13.1%
18	63	18.5	293.2	34.8%
20	30	11.9	397.2	22.5%
22	6	2.6	434.0	4.9%
24	13	8.0	616.4	15.1%
26	3	2.3	767.0	4.3%
30	1	1.1	1,050.0	2.0%
Total	163	53.0	325.3	

Sawtimber Volume by Species

Species	# Trees	Volume	Avg BF/Tree	% of Total
Gum	25	9.6	383.4	18.1%
Hickory	2	0.5	248.0	0.9%
Loblolly/Shortleaf Pine	14	2.7	192.5	5.1%
Maple	2	0.7	329.5	1.2%
Northern Red Oak	7	4.3	610.7	8.1%
Poplar	47	18.2	387.3	34.3%
Red Oak	18	5.0	280.2	9.5%
Virginia Pine	7	0.8	108.1	1.4%
White Oak	41	11.3	275.9	21.3%
Total	163	53.0	325.3	

Rothrock West Block CC & SMZ SC

Timber Marketing & Management, Inc.

Professional Forestry Consultants

P.O. Box 396

Chesterfield, VA 23832-0000

Phone: (804) 796-9622 • Fax: (804) 796-9693

Pulpwood Cruise: 8.0%
Sawtimber Cruise: 100.0%

Cruise Date: Friday, October 05, 2018
Owner's Name: Rothrock
County/State: King & Queen County, VA
Acreage: 59+/-
Cruise Type: Tree Count
Harvest Type: Clear Cut
Total BF/Acre: 7,019
Pine Vol/Tree: 161.5
Hardwood Vol/Tree: 203.4

Volume Legend:

- 1) Diameters shown in inches (DBH)
- 2) Logs measured in 16' increments
- 3) Sawtimber volumes are shown in thousands of board feet (MBF)
- 4) Volume scale used for each species of sawtimber is noted
- 5) Pulpwood volumes are shown in standard cords (128 cubic feet)

Comments:

Pulpwood

Standard Cord

DBH	Wood Classification							
	Pine		Soft Hardwood		Hard Hardwood		Cedar	
# Trees	Volume	# Trees	Volume	# Trees	Volume	# Trees	Volume	
6	88	4	438	17	563	22		
8	113	11	575	45	488	39		
10	250	42	250	33	388	52		
12	88	23	50	10	50	10		
14	13	5						
Total	550	85	1,313	106	1,488	122		

Beech - Sawtimber

International 1/4 Scale

DBH	Number of Logs					# Trees	Volume	% of Total
	1-Log	2-Log	3-Log	4-Log	5-Log			
12	6					6	0.3	13.0%
14	2					2	0.2	6.4%
16	8					8	0.9	34.7%
18	3					3	0.4	16.8%
20	2					2	0.4	14.0%
22		1				1	0.4	15.0%
Total	21	1				22	2.6	

Black Cherry - Sawtimber

International 1/4 Scale

DBH	Number of Logs					# Trees	Volume	% of Total
	1-Log	2-Log	3-Log	4-Log	5-Log			
16	2					2	0.2	55.3%
20	1					1	0.2	44.7%
Total	3					3	0.4	

Black Walnut - Sawtimber

International 1/4 Scale

DBH	Number of Logs					# Trees	Volume	% of Total
	1-Log	2-Log	3-Log	4-Log	5-Log			
14	2					2	0.2	59.7%
16	1					1	0.1	40.3%
Total	3					3	0.3	

Gum - Sawtimber

International 1/4 Scale

DBH	Number of Logs					# Trees	Volume	% of Total
	1-Log	2-Log	3-Log	4-Log	5-Log			
12	93					93	5.2	7.4%
14	27	78				105	13.2	18.9%
16	5	50	34			89	18.8	26.8%
18	2	15	26			43	12.7	18.2%
20		12	11			23	8.5	12.1%
22		8	6			14	6.3	8.9%
24		6	4			10	5.4	7.7%
Total	127	169	81			377	70.1	

Hackberry - Sawtimber

International 1/4 Scale

DBH	Number of Logs					# Trees	Volume	% of Total
	1-Log	2-Log	3-Log	4-Log	5-Log			
16	2					2	0.2	100.0%
Total	2					2	0.2	

Hickory - Sawtimber

International 1/4 Scale

DBH	Number of Logs					# Trees	Volume	% of Total
	1-Log	2-Log	3-Log	4-Log	5-Log			
12	34					34	1.9	14.2%
14	9	13				22	2.6	19.3%
16	10	16	2			28	4.7	34.9%
18	2	7	3			12	3.0	22.6%
20			1			1	0.4	3.2%
22		2				2	0.8	5.8%
Total	55	38	6			99	13.4	

Loblolly Pine - Sawtimber

International 1/4 Scale

DBH	Number of Logs					# Trees	Volume	% of Total
	1-Log	2-Log	3-Log	4-Log	5-Log			
10	17					17	0.6	1.0%
12	14	16	33			63	6.2	10.0%
14	4	14	43	2		63	10.7	17.3%
16	3	3	48	8		62	15.6	25.2%
18		4	33	3		40	13.3	21.4%
20	1	1	19	3		24	10.1	16.4%
22		1	6			7	3.6	5.7%
24		1	2			3	1.8	2.8%
Total	39	40	184	16		279	61.9	

Rothrock West Block CC & SMZ SC

Timber Marketing & Management, Inc.

Cruise Date: Friday, October 05, 2018
 Owner's Name: Rothrock
 County/State: King & Queen County, VA

Locust - Sawtimber International 1/4 Scale

Number of Logs								
DBH	1-Log	2-Log	3-Log	4-Log	5-Log	# Trees	Volume	% of Total
12	2					2	0.1	23.9%
14	2					2	0.2	35.5%
16		1				1	0.2	40.6%
Total	4	1				5	0.5	

Maple - Sawtimber International 1/4 Scale

Number of Logs								
DBH	1-Log	2-Log	3-Log	4-Log	5-Log	# Trees	Volume	% of Total
12	6					6	0.3	8.9%
14	2					2	0.2	4.4%
16	3	3				6	0.9	23.9%
18	1	1				2	0.4	10.3%
20	1	1				2	0.5	13.1%
24		2				2	0.9	24.7%
26		1				1	0.6	14.7%
Total	13	8				21	3.8	

Northern Red Oak - Sawtimber International 1/4 Scale

Number of Logs								
DBH	1-Log	2-Log	3-Log	4-Log	5-Log	# Trees	Volume	% of Total
12	6					6	0.3	3.1%
14	9	2				11	1.0	9.5%
16	7	5	2			14	2.2	20.7%
18	4	4	1			9	1.9	17.5%
20	1	8				9	2.7	24.8%
22		1	2			3	1.4	13.3%
24			1			1	0.6	5.9%
26		1				1	0.6	5.1%
Total	27	21	6			54	10.9	

Persimmon - Sawtimber International 1/4 Scale

Number of Logs								
DBH	1-Log	2-Log	3-Log	4-Log	5-Log	# Trees	Volume	% of Total
14	1					1	0.1	100.0%
Total	1					1	0.1	

Poplar - Sawtimber International 1/4 Scale

Number of Logs								
DBH	1-Log	2-Log	3-Log	4-Log	5-Log	# Trees	Volume	% of Total
12	55					55	3.1	3.7%
14	14	36	2			52	6.6	7.8%
16	5	33	39			77	16.8	19.9%
18		7	35	3		45	14.7	17.4%
20	1	5	20	7		33	13.9	16.5%
22		7	13	3		23	11.5	13.6%
24		3	11	2		16	10.0	11.9%
26	1		4			5	3.4	4.0%
28			2			2	1.8	2.1%
30	1		2			3	2.5	3.0%
Total	77	91	128	15		311	84.3	

Red Oak - Sawtimber International 1/4 Scale

Number of Logs								
DBH	1-Log	2-Log	3-Log	4-Log	5-Log	# Trees	Volume	% of Total
12	54					54	3.0	3.4%
14	41	37				78	8.6	9.8%
16	28	56	3			87	14.5	16.5%
18	16	54	10			80	19.1	21.6%
20	8	38	10			56	17.7	20.0%
22	7	28	2			37	13.4	15.2%
24	2	8	2			12	5.6	6.3%
26	1	4	1			6	3.3	3.8%
28		2	1			3	2.2	2.5%
32		1				1	0.9	1.0%
Total	157	228	29			414	88.3	

Sassafras - Sawtimber International 1/4 Scale

Number of Logs								
DBH	1-Log	2-Log	3-Log	4-Log	5-Log	# Trees	Volume	% of Total
12	2					2	0.1	40.3%
14	2					2	0.2	59.7%
Total	4					4	0.3	

Virginia Pine - Sawtimber International 1/4 Scale

Number of Logs								
DBH	1-Log	2-Log	3-Log	4-Log	5-Log	# Trees	Volume	% of Total
10	43					43	1.5	5.4%
12	70	26	1			97	6.4	22.5%
14	34	50	5			89	10.8	37.7%
16	16	23	5			44	7.4	26.0%
18	1	4				5	1.1	4.0%
20		2	1			3	1.1	3.7%
22	1					1	0.2	0.8%
Total	165	105	12			282	28.6	

Rothrock West Block CC & SMZ SC

Timber Marketing & Management, Inc.

Cruise Date: Friday, October 05, 2018
 Owner's Name: Rothrock
 County/State: King & Queen County, VA

White Oak - Sawtimber International 1/4 Scale

DBH	Number of Logs					# Trees	Volume	% of Total
	1-Log	2-Log	3-Log	4-Log	5-Log			
12	47					47	2.6	5.4%
14	38	38				76	8.5	17.6%
16	19	45	4			68	11.7	24.1%
18	6	31	9			46	11.6	23.9%
20	3	16	2			21	6.4	13.2%
22		10	4			14	6.0	12.3%
24		1	1			2	1.1	2.3%
26		1				1	0.6	1.2%
Total	113	142	20			275	48.5	

Sawtimber Volume by Timber Type

Timber Type	# Trees	Volume	Avg BF/Tree	% of Total
Hardwood	1,591	323.5	203.4	78.1%
Pine	561	90.6	161.5	21.9%
Total	2,152	414.1	192.4	

Sawtimber Volume by DBH

DBH	# Trees	Volume	Avg BF/Tree	% of Total
10	60	2.2	36.0	0.5%
12	465	29.7	63.9	7.2%
14	507	63.0	124.3	15.2%
16	489	94.4	193.0	22.8%
18	285	78.3	274.6	18.9%
20	175	61.8	353.0	14.9%
22	102	43.6	427.0	10.5%
24	46	25.5	553.3	6.1%
26	14	8.4	597.9	2.0%
28	5	4.0	804.0	1.0%
30	3	2.5	841.3	0.6%
32	1	0.9	870.0	0.2%
Total	2,152	414.1	192.4	

Sawtimber Volume by Species

Species	# Trees	Volume	Avg BF/Tree	% of Total
Beech	22	2.6	117.2	0.6%
Black Cherry	3	0.4	135.0	0.1%
Black Walnut	3	0.3	92.7	0.1%
Gum	377	70.1	185.9	16.9%
Hackberry	2	0.2	112.0	0.1%
Hickory	99	13.4	135.2	3.2%
Loblolly Pine	279	61.9	222.0	15.0%
Locust	5	0.5	93.6	0.1%
Maple	21	3.8	180.5	0.9%
Northern Red Oak	54	10.9	201.0	2.6%
Persimmon	1	0.1	83.0	0.0%
Poplar	311	84.3	271.1	20.4%
Red Oak	414	88.3	213.3	21.3%
Sassafras	4	0.3	69.5	0.1%
Virginia Pine	282	28.6	101.5	6.9%
White Oak	275	48.5	176.3	11.7%
Total	2,152	414.1	192.4	

Rothrock West Block CC & SMZ SC

Timber Marketing & Management, Inc.

Cruise Date: Friday, October 05, 2018
Owner's Name: Rothrock
County/State: King & Queen County, VA

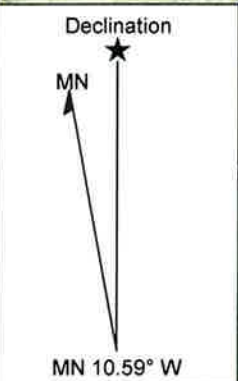
ROTHROCK PROPERTY King & Queen Co., Va.

SELECT CUT
Marked Trees
in
SMZ's



SMZ
Harvest ONLY
Marked Trees

OUT
(No Harvesting)



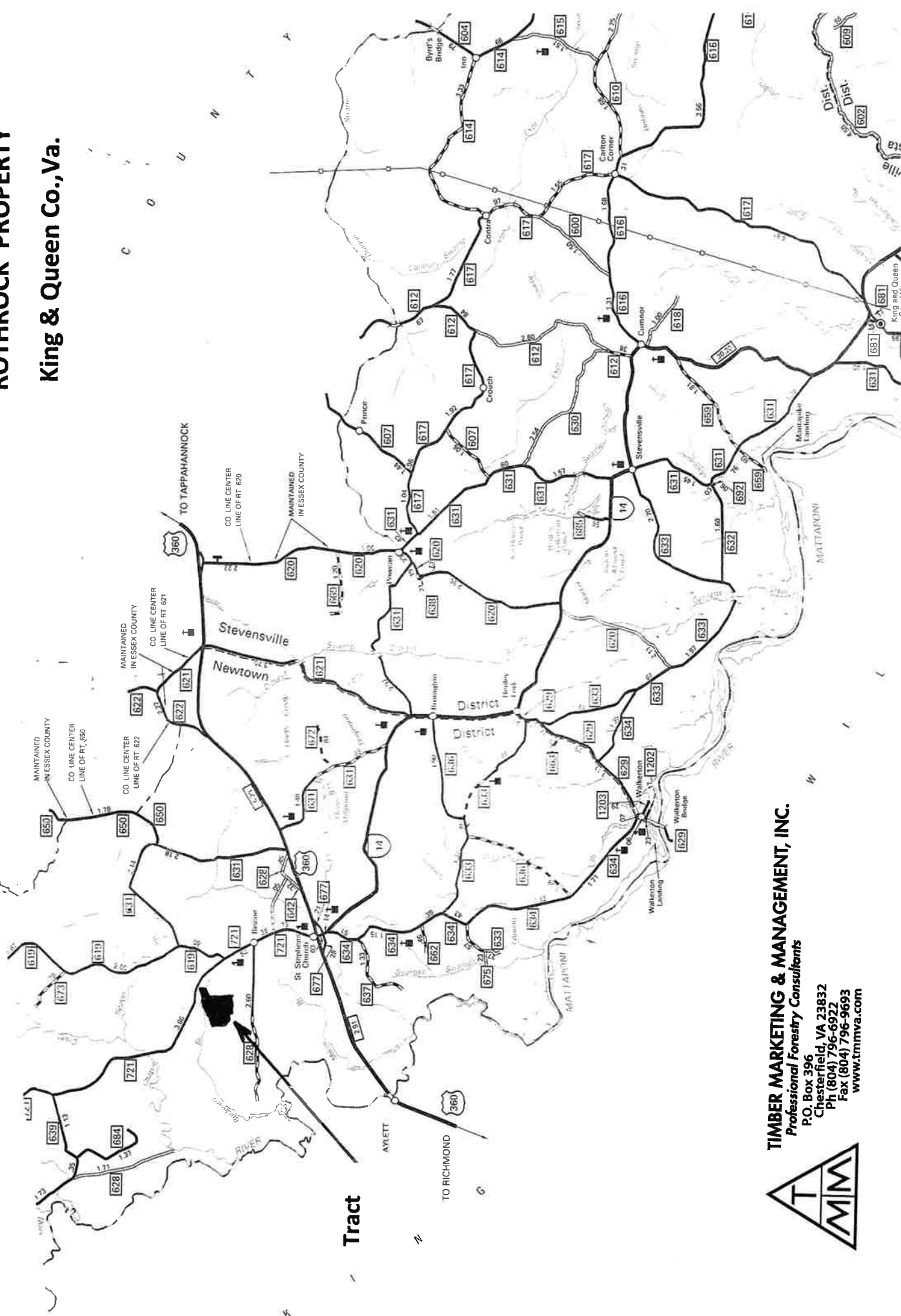
TIMBER MARKETING & MANAGEMENT INC.
Professional Forestry Consultants
P.O. Box 396
Chesterfield, VA 23832
Ph (804) 796-9622
Fax (804) 796-9693
www.tmmva.com

Name: AYLETT NW, VA
Date: 10/25/18
Scale: 1 inch = 750 ft.

Location: 037° 49' 32.1382" N, 077° 04' 47.7825" W
ROTHROCK PROPERTY - King & Queen Co., Va.

ROTHROCK PROPERTY

King & Queen Co., Va.



Tract

TIMBER MARKETING & MANAGEMENT, INC.
 Professional Forestry Consultants

P.O. Box 396
 Chesterfield, VA 23832
 Ph (804) 796-6922
 Fax (804) 796-9693
 www.tmmva.com

