

TIMBER MARKETING & MANAGEMENT INC.

Professional Forestry Consultants

P.O. Box 396
 Chesterfield, VA 23832
 Ph (804) 796-9622
 Fax (804) 796-9693
 www.tmmva.com

Negotiated Timber Sale			
	Block 1	Block 2	Block 3 & 4
Total Vol./Acre:	18,886 BF	17,304 BF	25,850 BF
Pine Vol/Tree:	142 BF	80 BF	178 BF
HW Vol/Tree:	131 BF	na BF	190 BF

CLEAR CUT SALE

Having been employed by **The Lois S. Donald Trust** we solicit bids on all merchantable timber on **108 +/- acres** and on the blue marked timber only on **21 +/- acres (SMZ's)** in **Surry County, Virginia** and as shown on the attached map.

We made an appropriate plot cruise of the pulpwood-size trees to be harvested. Our estimate of their volume is:

	Block 1 8% Cruise	Block 2 8% Cruise	Block 3 10% Cruise	Block 4 8% Cruise	SMZ's na	Total Cords	Total Tons
<u>Pulpwood</u>	<u>Cords</u>	<u>Cords</u>	<u>Cords</u>	<u>Cords</u>	<u>Cords</u>		
Pine	596	616	14	6	0	1,232	3,203
Soft Hardwood	79	0	11	1	0	91	255
Hard Hardwood	<u>33</u>	<u>1</u>	<u>3</u>	<u>0</u>	<u>0</u>	37	<u>104</u>
Total:	708	617	28	7	0	1,360	3,562

We made an 8% cruise on Block 1 and 2 and a 100% tree count of Block 3, 4 and SMZ of the sawtimber size trees to be harvested is. Our estimate of their volume is:

	Block 1 8% Cruise	Block 2 8% Cruise	Block 3 100% Count	Block 4 100% Count	SMZ's 100% Count	Total
<u>Sawtimber</u>						
Loblolly	1,422,300	432,600	30,000	57,600	70,000	2,012,500
Poplar	49,100	0	11,700	600	0	61,400
Beech	100	0	1,900	0	0	2,000
Gum	0	0	1,900	0	0	1,900
Maple	700	0	600	0	0	1,300
Red Oak	0	0	400	100	0	500
White Oak	0	0	500	0	0	500
Sycamore	<u>0</u>	<u>0</u>	<u>300</u>	<u>0</u>	<u>0</u>	<u>300</u>
Total:	1,472,200	432,600	47,300	58,300	70,000	2,080,400

The above volumes are not guaranteed; however, care was taken in the field to assemble the above tables. You should note how your utilization practices may vary from the above and make any necessary adjustments.

Conditions

1. The landowner assumes responsibility for compliance with the Virginia State Seed Tree Law.
2. The buyer is required to have commercial insurance coverage including \$1,000,000 in General Liability coverage as well as adequate Workman's Compensation coverage for the entire duration of the timber harvest.
3. Property boundaries have been flagged with orange and pink glo flagging and boundaries are painted with orange boundary line paint. Marked line trees are NOT to be harvested.
4. A period of time of **28 months** will be allowed to cut and remove the timber.
5. Roads **must** be maintained and restored to their original condition upon completion of the logging. Any newly constructed roads and decks must be left in a graded condition and must be seeded upon completion of logging. Any newly constructed haul roads, skid roads and log decks and all logging operations must be in accordance with the guidelines set out in the **Best Management Practices Manual** of the Virginia Department of Forestry.
6. No tops or laps will be allowed to remain in the streams, fields, buffers or over cutting boundaries. They must be pulled back immediately.
7. Only the blue marked trees are to be cut from Streamside Management Zones.
8. No logging will be permitted during excessively wet weather conditions as determined by Timber Marketing & Management, Inc. If logging is halted due to weather conditions, then an extension of time equal to the time lost will be granted.
9. A **\$3,000.00** performance bond will be paid at closing and held by Timber Marketing & Management, Inc. to insure compliance with all BMP requirements, road maintenance and conditions of the Timber Purchase Contract.

There will be no scheduled show trip of the tract; however, you may call and set an appointment or you may inspect the property at your own leisure.

Sincerely,
Timber Marketing & Management, Inc.


Stephen P. Lindberg, President
804-796-9622 Office
804-512-3578 Mobile

Donald Tract - Block 1

Timber Marketing & Management, Inc.

Professional Forestry Consultants

P.O. Box 396

Chesterfield, VA 23832-0000

Phone: (804) 796-9622 • Fax: (804) 796-9693

Pulpwood Cruise: 8.0%

Sawtimber Cruise: 8.0%

Cruise Date: Monday, May 20, 2024

Owner's Name: Donald

County/State: Surry County, VA

Acreage: 78+/-

Cruise Type: Plot Cruise

Harvest Type: Clear Cut

Total BF/Acre: 18,886

Pine Vol/Tree: 142.0

Hardwood Vol/Tree: 131.1

Volume Legend:

- 1) Diameters shown in inches (DBH)
- 2) Logs measured in 16' increments
- 3) Sawtimber volumes are shown in thousands of board feet (MBF)
- 4) Volume scale used for each species of sawtimber is noted
- 5) Pulpwood volumes are shown in standard cords (128 cubic feet)

Comments:

Pulpwood Standard Cord

DBH	Wood Classification							
	Pine		Soft Hardwood		Hard Hardwood		Cedar	
# Trees	Volume	# Trees	Volume	# Trees	Volume	# Trees	Volume	
6	888	40	750	29	188	7		
8	2,175	218	363	29	150	12		
10	1,538	255	125	17	63	8		
12	225	59	25	5	13	2		
14	63	24			13	3		
Total	4,888	596	1,263	79	425	33		

Beech - Sawtimber International 1/4 Scale

DBH	Number of Logs						# Trees	Volume	% of Total
	1-Log	2-Log	3-Log	4-Log	5-Log				
14	13					13	1.0	100.0%	
Total	13					13	1.0		

Loblolly Pine - Sawtimber International 1/4 Scale

DBH	Number of Logs						# Trees	Volume	% of Total
	1-Log	2-Log	3-Log	4-Log	5-Log				
10	1,325	713				2,038	89.7	6.3%	
12	275	1,413	1,850			3,538	367.4	25.8%	
14	63	325	2,088	263		2,738	496.0	34.9%	
16	13	125	1,025	163		1,325	337.1	23.7%	
18		38	238			275	89.1	6.3%	
20		13	38	13		63	26.3	1.9%	
22		25				25	9.7	0.7%	
26		13				13	7.0	0.5%	
Total	1,675	2,663	5,238	438		10,013	1,422.3		

Maple - Sawtimber International 1/4 Scale

DBH	Number of Logs					# Trees	Volume	% of Total
	1-Log	2-Log	3-Log	4-Log	5-Log			
12	13					13	0.7	100.0%
Total	13					13	0.7	

Poplar - Sawtimber International 1/4 Scale

DBH	Number of Logs					# Trees	Volume	% of Total
	1-Log	2-Log	3-Log	4-Log	5-Log			
12	163					163	9.1	18.5%
14		63				63	8.8	18.0%
16		75	38			113	23.9	48.6%
18		13	13			25	7.3	14.9%
Total	163	150	50			363	49.1	

Sawtimber Volume by Timber Type

Timber Type	# Trees	Volume	Avg BF/Tree	% of Total
Hardwood	388	50.8	131.1	3.4%
Pine	10,013	1,422.3	142.0	96.6%
Total	10,400	1,473.1	141.6	

Sawtimber Volume by DBH

DBH	# Trees	Volume	Avg BF/Tree	% of Total
10	2,038	89.7	44.0	6.1%
12	3,713	377.2	101.6	25.6%
14	2,813	505.8	179.9	34.3%
16	1,438	361.0	251.1	24.5%
18	300	96.4	321.3	6.5%
20	63	26.3	421.4	1.8%
22	25	9.7	387.0	0.7%
26	13	7.0	558.0	0.5%
Total	10,400	1,473.1	141.6	

Sawtimber Volume by Species

Species	# Trees	Volume	Avg BF/Tree	% of Total
Beech	13	1.0	83.0	0.1%
Loblolly Pine	10,013	1,422.3	142.0	96.6%
Maple	13	0.7	56.0	0.0%
Poplar	363	49.1	135.3	3.3%
Total	10,400	1,473.1	141.6	

Donald Tract - Old Field - Block 2

Timber Marketing & Management, Inc.

Professional Forestry Consultants

P.O. Box 396

Chesterfield, VA 23832-0000

Phone: (804) 796-9622 • Fax: (804) 796-9693

Pulpwood Cruise: 8.0%

Sawtimber Cruise: 8.0%

Cruise Date: Monday, May 20, 2024

Owner's Name: Donald

County/State: Surry County, VA

Acreage: 25+/-

Cruise Type: Plot Cruise

Harvest Type: Clear Cut

Total BF/Acre: 17,304

Pine Vol/Tree: 80.3

Volume Legend:

- 1) Diameters shown in inches (DBH)
- 2) Logs measured in 16' increments
- 3) Sawtimber volumes are shown in thousands of board feet (MBF)
- 4) Volume scale used for each species of sawtimber is noted
- 5) Pulpwood volumes are shown in standard cords (128 cubic feet)

Comments:

Pulpwood Standard Cord

DBH	Wood Classification							
	Pine		Soft Hardwood		Hard Hardwood		Cedar	
	# Trees	Volume	# Trees	Volume	# Trees	Volume	# Trees	Volume
6	288	13	13	0	13	0		
8	1,088	109			13	1		
10	1,625	270						
12	763	201						
14	63	24						
Total	3,825	616	13	0	25	1		

Loblolly Pine - Sawtimber International 1/4 Scale

DBH	Number of Logs							
	1-Log	2-Log	3-Log	4-Log	5-Log	# Trees	Volume	% of Total
10	875	1,625				2,500	127.4	29.4%
12	363	988	1,150			2,500	249.2	57.6%
14	63	213	113			388	56.1	13.0%
Total	1,300	2,825	1,263			5,388	432.6	

Sawtimber Volume by Timber Type

Timber Type	# Trees	Volume	Avg BF/Tree	% of Total
Pine	5,388	432.6	80.3	100.0%
Total	5,388	432.6	80.3	

Sawtimber Volume by DBH

DBH	# Trees	Volume	Avg BF/Tree	% of Total
10	2,500	127.4	51.0	29.4%
12	2,500	249.2	99.7	57.6%
14	388	56.1	144.7	13.0%
Total	5,388	432.6	80.3	

Sawtimber Volume by Species

Species	# Trees	Volume	Avg BF/Tree	% of Total
Loblolly Pine	5,388	432.6	80.3	100.0%
Total	5,388	432.6	80.3	

Donald Tract - Block 3

Timber Marketing & Management, Inc.

Professional Forestry Consultants

P.O. Box 396

Chesterfield, VA 23832-0000

Phone: (804) 796-9622 • Fax: (804) 796-9693

Pulpwood Cruise: 10.0%

Sawtimber Cruise: 100.0%

Cruise Date: Thursday, May 23, 2024

Owner's Name: Donald

County/State: Surry County, VA

Acreage: 3+/-

Cruise Type: Tree Count

Harvest Type: Clear Cut

Total BF/Acre: 15,078

Pine Vol/Tree: 142.0

Hardwood Vol/Tree: 198.4

Volume Legend:

- 1) Diameters shown in inches (DBH)
- 2) Logs measured in 16' increments
- 3) Sawtimber volumes are shown in thousands of board feet (MBF)
- 4) Volume scale used for each species of sawtimber is noted
- 5) Pulpwood volumes are shown in standard cords (128 cubic feet)

Comments:

Pulpwood Standard Cord

DBH	Wood Classification							
	Pine		Soft Hardwood		Hard Hardwood		Cedar	
# Trees	Volume	# Trees	Volume	# Trees	Volume	# Trees	Volume	
6	40	2	30	1	40	2		
8	50	5	30	2	20	2		
10	30	5	30	4				
12	10	3	20	4				
Total	130	14	110	11	60	3		

Gum - Sawtimber International 1/4 Scale

DBH	Number of Logs					# Trees	Volume	% of Total
	1-Log	2-Log	3-Log	4-Log	5-Log			
12	8					8	0.4	23.1%
14	3	2				5	0.5	27.4%
16		1	3			4	1.0	49.5%
Total	11	3	3			17	1.9	

Loblolly Pine - Sawtimber International 1/4 Scale

DBH	Number of Logs					# Trees	Volume	% of Total
	1-Log	2-Log	3-Log	4-Log	5-Log			
10	18	2				20	0.8	2.6%
12	15	45	15			75	6.8	22.6%
14	6	26	29			61	9.6	31.9%
16	2	20	22			44	9.7	32.2%
18		6	3			9	2.5	8.3%
20		1				1	0.3	1.0%
22			1			1	0.4	1.3%
Total	41	101	69			211	30.0	

Maple - Sawtimber International 1/4 Scale

DBH	Number of Logs					# Trees	Volume	% of Total
	1-Log	2-Log	3-Log	4-Log	5-Log			
14	1					1	0.1	15.0%
24			1			1	0.5	85.0%
Total	1	1				2	0.6	

Poplar - Sawtimber International 1/4 Scale

DBH	Number of Logs					# Trees	Volume	% of Total
	1-Log	2-Log	3-Log	4-Log	5-Log			
12	6					6	0.3	2.9%
14	2	4				6	0.7	6.3%
16	2	6	4			12	2.4	20.5%
18	2	8	4			14	3.6	31.0%
20	1	2	1			4	1.2	10.6%
22	1	3				4	1.4	11.8%
24			1	1		2	1.1	9.5%
26	1	1				2	0.9	7.5%
Total	15	25	10			50	11.7	

Red Oak - Sawtimber International 1/4 Scale

DBH	Number of Logs					# Trees	Volume	% of Total
	1-Log	2-Log	3-Log	4-Log	5-Log			
12	1					1	0.1	15.1%
20			1			1	0.3	84.9%
Total	1	1				2	0.4	

Sycamore - Sawtimber International 1/4 Scale

DBH	Number of Logs					# Trees	Volume	% of Total
	1-Log	2-Log	3-Log	4-Log	5-Log			
14	1					1	0.1	30.4%
16			1			1	0.2	69.6%
Total	1	1				2	0.3	

White Oak - Sawtimber International 1/4 Scale

DBH	Number of Logs					# Trees	Volume	% of Total
	1-Log	2-Log	3-Log	4-Log	5-Log			
12	1					1	0.1	11.9%
16	2	1				3	0.4	88.1%
Total	3	1				4	0.5	

Donald Tract - Block 3

Timber Marketing & Management, Inc.

Cruise Date: Thursday, May 23, 2024
Owner's Name: Donald
County/State: Surry County, VA

Sawtimber Volume by Timber Type

<u>Timber Type</u>	<u># Trees</u>	<u>Volume</u>	<u>Avg BF/Tree</u>	<u>% of Total</u>
Hardwood	77	15.3	198.4	33.8%
Pine	211	30.0	142.0	66.2%
Total	288	45.2	157.1	

Sawtimber Volume by DBH

<u>DBH</u>	<u># Trees</u>	<u>Volume</u>	<u>Avg BF/Tree</u>	<u>% of Total</u>
10	20	0.8	38.3	1.7%
12	91	7.7	84.4	17.0%
14	74	11.0	148.4	24.3%
16	64	13.6	212.6	30.1%
18	23	6.1	265.7	13.5%
20	6	1.9	310.7	4.1%
22	5	1.8	353.8	3.9%
24	3	1.6	527.3	3.5%
26	2	0.9	436.5	1.9%
Total	288	45.2	157.1	

Sawtimber Volume by Species

<u>Species</u>	<u># Trees</u>	<u>Volume</u>	<u>Avg BF/Tree</u>	<u>% of Total</u>
Gum	17	1.9	113.9	4.3%
Loblolly Pine	211	30.0	142.0	66.2%
Maple	2	0.6	276.0	1.2%
Poplar	50	11.7	233.5	25.8%
Red Oak	2	0.4	185.0	0.8%
Sycamore	2	0.3	136.5	0.6%
White Oak	4	0.5	117.5	1.0%
Total	288	45.2	157.1	

Donald Tract - Block 4

Timber Marketing & Management, Inc.

Professional Forestry Consultants

P.O. Box 396

Chesterfield, VA 23832-0000

Phone: (804) 796-9622 • Fax: (804) 796-9693

Pulpwood Cruise: 8.0%

Sawtimber Cruise: 100.0%

Cruise Date: Thursday, May 23, 2024

Owner's Name: Donald

County/State: Surry County, VA

Acreage: 2+/-

Cruise Type: Tree Count

Harvest Type: Clear Cut

Total BF/Acre: 29,099

Pine Vol/Tree: 205.7

Hardwood Vol/Tree: 87.3

Volume Legend:

- 1) Diameters shown in inches (DBH)
- 2) Logs measured in 16' increments
- 3) Sawtimber volumes are shown in thousands of board feet (MBF)
- 4) Volume scale used for each species of sawtimber is noted
- 5) Pulpwood volumes are shown in standard cords (128 cubic feet)

Comments:

Pulpwood Standard Cord

DBH	Wood Classification							
	Pine		Soft Hardwood		Hard Hardwood		Cedar	
	# Trees	Volume	# Trees	Volume	# Trees	Volume	# Trees	Volume
6	13	1	38	1				
8	13	1						
10	25	4						
Total	50	6	38	1				

Loblolly Pine - Sawtimber International 1/4 Scale

DBH	Number of Logs					# Trees	Volume	% of Total
	1-Log	2-Log	3-Log	4-Log	5-Log			
10	19	9				28	1.2	2.1%
12	11	19	20			50	4.8	8.3%
14	5	12	38	11		66	11.6	20.1%
16	2	13	45	20		80	20.3	35.3%
18		10	29	1		40	12.6	21.9%
20		1	10	3		14	6.1	10.6%
22			1			1	0.5	0.9%
24		1				1	0.5	0.8%
Total	37	65	143	35		280	57.6	

Poplar - Sawtimber International 1/4 Scale

DBH	Number of Logs					# Trees	Volume	% of Total
	1-Log	2-Log	3-Log	4-Log	5-Log			
12	4					4	0.2	40.4%
14		1				1	0.1	25.4%
16		1				1	0.2	34.2%
Total	4	2				6	0.6	

Red Oak - Sawtimber International 1/4 Scale

DBH	Number of Logs					# Trees	Volume	% of Total
	1-Log	2-Log	3-Log	4-Log	5-Log			
12	1					1	0.1	100.0%
Total	1					1	0.1	

Sawtimber Volume by Timber Type

Timber Type	# Trees	Volume	Avg BF/Tree	% of Total
Hardwood	7	0.6	87.3	1.0%
Pine	280	57.6	205.7	99.0%
Total	287	58.2	202.8	

Sawtimber Volume by DBH

DBH	# Trees	Volume	Avg BF/Tree	% of Total
10	28	1.2	43.4	2.1%
12	55	5.0	91.7	8.7%
14	67	11.7	174.5	20.1%
16	81	20.5	253.1	35.2%
18	40	12.6	315.7	21.7%
20	14	6.1	437.1	10.5%
22	1	0.5	528.0	0.9%
24	1	0.5	469.0	0.8%
Total	287	58.2	202.8	

Sawtimber Volume by Species

Species	# Trees	Volume	Avg BF/Tree	% of Total
Loblolly Pine	280	57.6	205.7	99.0%
Poplar	6	0.6	92.5	1.0%
Red Oak	1	0.1	56.0	0.1%
Total	287	58.2	202.8	

Donald Tract - SMZ's

Timber Marketing & Management, Inc.

Professional Forestry Consultants

P.O. Box 396

Chesterfield, VA 23832-0000

Phone: (804) 796-9622 • Fax: (804) 796-9693

Sawtimber Cruise: 100.0%

Cruise Date: Thursday, May 23, 2024
 Owner's Name: Donald
 County/State: Surry County, VA
 Acreage: 21+/-
 Cruise Type: Tree Count
 Harvest Type: Select Cut
 Total BF/Acre: 3,334
 Pine Vol/Tree: 357.2

Volume Legend:

- 1) Diameters shown in inches (DBH)
- 2) Logs measured in 16' increments
- 3) Sawtimber volumes are shown in thousands of board feet (MBF)
- 4) Volume scale used for each species of sawtimber is noted
- 5) Pulpwood volumes are shown in standard cords (128 cubic feet)

Comments:

Loblolly Pine - Sawtimber International 1/4 Scale

DBH	Number of Logs					# Trees	Volume	% of Total
	1-Log	2-Log	3-Log	4-Log	5-Log			
14			1			1	0.2	0.3%
16			14	3		17	4.5	6.4%
18		17	79	7		103	33.6	48.0%
20		12	39	3		54	22.0	31.4%
22		10	10	1		21	9.8	14.0%
Total		39	143	14		196	70.0	

Sawtimber Volume by Timber Type

Timber Type	# Trees	Volume	Avg BF/Tree	% of Total
Pine	196	70.0	357.2	100.0%
Total	196	70.0	357.2	

Sawtimber Volume by DBH

DBH	# Trees	Volume	Avg BF/Tree	% of Total
14	1	0.2	186.0	0.3%
16	17	4.5	264.6	6.4%
18	103	33.6	326.0	48.0%
20	54	22.0	406.6	31.4%
22	21	9.8	466.1	14.0%
Total	196	70.0	357.2	

Sawtimber Volume by Species

Species	# Trees	Volume	Avg BF/Tree	% of Total
Loblolly Pine	196	70.0	357.2	100.0%
Total	196	70.0	357.2	

**DONALD TRACT
SURRY COUNTY, VA**

**Block 1
78 +/- Acres**

**SMZ Buffer
21 +/- Acres**

**Block 2
25 +/- Acres**

**Block 4
1.6 +/- Acres**

**Block 3
3 +/- Acres**

Innsbrook Road

Sprately Mill Road

Declination

MN

MN 10.47° W



TIMBER MARKETING & MANAGEMENT INC.
Professional Forestry Consultants
P.O. Box 396
Chesterfield, VA 23832
Ph (804) 796-9622
Fax (804) 796-9693
www.tmmva.com

Name: [DONALD TRACT]
Date: 06/04/24
Scale: 1 inch = 583 ft.

Location: [SURRY COUNTY, VIRGINIA]

**DONALD TRACT
SURRY COUNTY, VA**

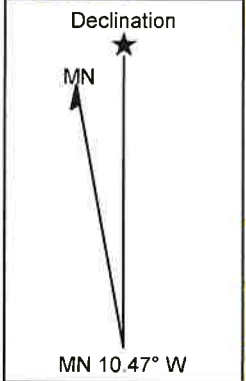
**Block 1
78 +/- Acres**

**Block 2
25 +/- Acres**

**Block 3
3 +/- Acres**

**SMZ Buffer
21 +/- Acres**

**Block 4
1.6 +/- Acres**



TIMBER MARKETING & MANAGEMENT INC.
Professional Forestry Consultants
P.O. Box 398
Chesterfield, VA 23832
Ph (804) 796-9622
Fax (804) 796-9693
www.tmmva.com

(C) Copyright 2016, Trimble Navigation Limited, OpenStreetMap contributors

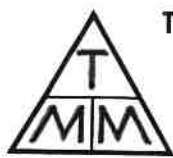
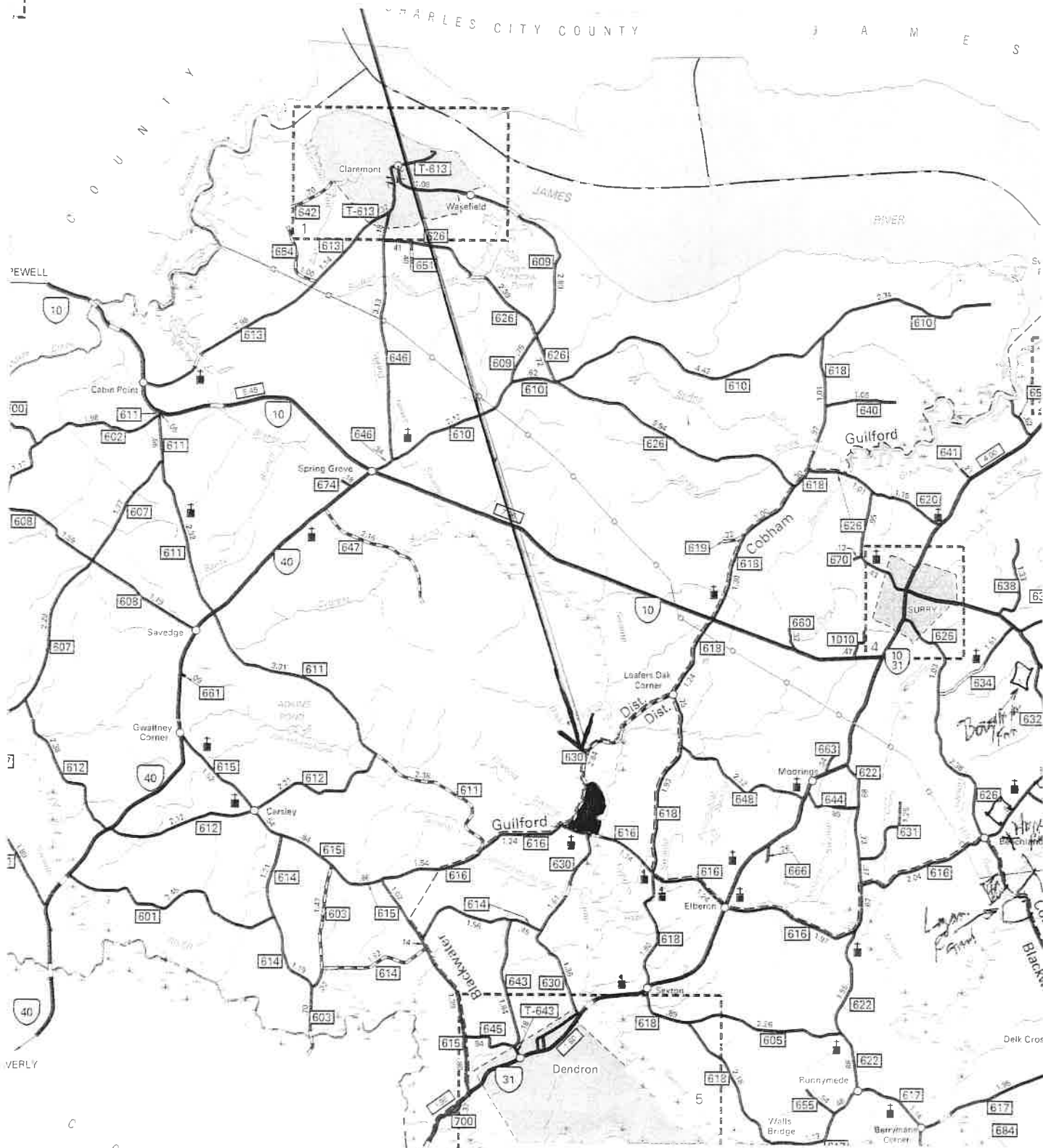
Name: [DONALD TRACT]
Date: 06/04/24
Scale: 1 inch = 583 ft.

Location: 037° 05' 41.2377" N, 076° 55' 08.4936" W
SURRY COUNTY, VIRGINIA

DONALD TRACT

Surry County, Va.

D AREA
AS SHOWN



TIMBER MARKETING & MANAGEMENT, INC.
Professional Forestry Consultants
P.O. Box 396
Chesterfield, VA 23832
Ph (804) 796-9622
Fax (804) 796-9693
www.tmmva.com