

TIMBER MARKETING & MANAGEMENT INC.

Professional Forestry Consultants
 P.O. Box 396
 Chesterfield, VA 23832
 Ph (804) 796-9622
 Fax (804) 796-9693
 www.tmmva.com

Sale Date:	August 15, 2024	
Time:	11:00 a.m.	
Day:	Thursday	
	Clear Cut	SMZ's
Total Vol./Acre:	8,117 B.F.	1,976 B. F.
Pine Vol/Tree:	83 B.F.	- B. F.
Hdwd. Vol/Tree:	173 B.F.	355 B. F.

**CLEAR CUT SALE
 EXCELLENT ACCESS**

Having been employed by JCM III, LLC, we solicit bids on all merchantable timber on **48 +/- acres (clear cut)** and on the blue marked timber only on **7 +/- acres (SMZ's)** in **Cumberland County, Virginia** and as shown on the attached map.

PULPWOOD

We made a **5% plot cruise** of the pulpwood-size trees to be harvested. Our estimate of their volume is:

	Clear Cut	Total	Total
<u>Pulpwood</u>	<u>Cords</u>	<u>Cords</u>	<u>Tons</u>
Pine	85	85	221
Soft Hardwood	64	64	166
Hard Hardwood	<u>214</u>	<u>214</u>	<u>556</u>
Total:	363	363	944

SAWTIMBER

We made a **100% tree count** of the sawtimber-size trees to be harvested. Our estimate of their volume is:

<u>Sawtimber</u>	Clear Cut	SMZ's	Total
Poplar	151,200	6,200	157,400
White Oak	112,500	5,600	118,100
Red Oak	45,700	1,700	47,400
Hickory	22,500	0	22,500
Northern Red Oak	21,000	0	21,000
Virginia Pine	14,800	0	14,800
Gum	11,000	300	11,300
Maple	5,900	0	5,900
Loblolly Pine	3,400	0	3,400
Chestnut Oak	800	0	800
Elm	700	0	700
Birch	<u>100</u>	<u>0</u>	<u>100</u>
	389,600	13,800	Total: 403,400 BF Int 1/4" Scale

The above volumes are not guaranteed; however, care was taken in the field to assemble the above tables. You should note how your utilization practices may vary from the above and make any necessary adjustments.

VENEER

Included in the volumes are high quality trees that, from our review, will be of high enough quality that a veneer cut can be obtained. The veneer volume is estimated to be:

White Oak

695 BF Doyle Scale

CONDITIONS

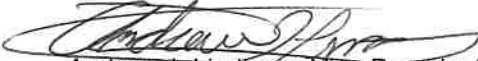
1. The buyer is required to have commercial insurance coverage including \$1,000,000 in General Liability coverage as well as adequate Workman's Compensation coverage for the entire duration of the timber harvest.
2. A period of time of **24 months** will be allowed to cut and remove the timber.
3. Roads **must** be maintained and restored to their original condition upon completion of the logging. Any newly constructed roads and decks must be left in a graded condition and must be seeded upon completion of logging. Any newly constructed haul roads, skid roads and log decks and all logging operations must be in accordance with the guidelines set out in the **Best Management Practices Manual** of the Virginia Department of Forestry.
4. No tops or laps will be allowed to remain in the streams, fields, buffers or over cutting boundaries. They must be pulled back immediately.
5. Only the blue marked trees are to be cut from Streamside Management Zones.
6. No logging will be permitted during excessively wet weather conditions as determined by Timber Marketing & Management, Inc. If logging is halted due to weather conditions, then an extension of time equal to the time lost will be granted.
7. A **\$2,000.00 performance bond** will be paid at closing and held by Timber Marketing & Management, Inc. to insure compliance with all BMP requirements, road maintenance and conditions of the Timber Purchase Contract.

Only sealed bids will be accepted and owners reserve the right to reject any or all bids. BIDS SHOULD BE SUBMITTED PRIOR TO THE TIME OF BID OPENING AND CAN BE SUBMITTED VIA: Mail to: Timber Marketing & Management, Inc. P. O. Box 396, Chesterfield, Virginia 23832 **OR** hand delivered to 9520 Ironbridge Road, Chesterfield, Virginia **OR** telephoned in to 804-796-9622 **OR** faxed to 804-796-9693 **OR** emailed to **office@tmmva.com** Bids must be made on a lump-sum basis and must be received at this address no later than the posted bid date and time as shown on the cover. Closing shall take place within 30 days of bid acceptance.

There will be no scheduled show trip of the tract; however, you may call and set an appointment or you may inspect the property at your own leisure.

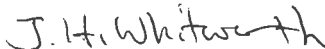
An electronic copy of this sale notice, including maps and volumes, is available for download and viewing on our website at www.tmmva.com under the Timber Sale Notices section.

Sincerely,
Timber Marketing & Management, Inc.



Andrew J. Lindberg, Vice President
804-338-8436 Mobile
804-796-9622 Office

Timber Marketing & Management, Inc.



Jack Whitworth, Asst. Area Manager
804-356-3566 Mobile
804-796-9622 Office

JCM III LLC - Goshen Road Tract 2 Clear Cut

Timber Marketing & Management, Inc.

Professional Forestry Consultants

P.O. Box 396

Chesterfield, VA 23832-0000

Phone: (804) 796-9622 • Fax: (804) 796-9693

Pulpwood Cruise: 5.0%
Sawtimber Cruise: 100.0%
Veneer Cruise: 100.0%

Cruise Date: Wednesday, June 19, 2024
Owner's Name: JCM III LLC
County/State: Cumberland County, VA
Acreage: 48+/-
Cruise Type: Tree Count
Harvest Type: Clear Cut
Total BF/Acre: 8,117
Pine Vol/Tree: 82.9
Hardwood Vol/Tree: 173.1

Volume Legend:

- 1) Diameters shown in inches (DBH)
- 2) Logs measured in 16' increments
- 3) Sawtimber volumes are shown in thousands of board feet (MBF)
- 4) Volume scale used for each species of sawtimber is noted
- 5) Pulpwood volumes are shown in standard cords (128 cubic feet)

Comments:

Pulpwood Standard Cord

DBH	Wood Classification							
	Pine		Soft Hardwood		Hard Hardwood		Cedar	
	# Trees	Volume	# Trees	Volume	# Trees	Volume	# Trees	Volume
6	200	9	500	19	1,040	41		
8	260	26	240	19	760	60		
10	240	40	160	21	760	101		
12	40	11	20	4	60	12		
Total	740	85	920	64	2,620	214		

Birch - Sawtimber International 1/4 Scale

DBH	Number of Logs					# Trees	Volume	% of Total
	1-Log	2-Log	3-Log	4-Log	5-Log			
16	1					1	0.1	100.0%
Total	1					1	0.1	

Chestnut Oak - Sawtimber International 1/4 Scale

DBH	Number of Logs					# Trees	Volume	% of Total
	1-Log	2-Log	3-Log	4-Log	5-Log			
12	4					4	0.2	27.1%
14	1	1				2	0.2	27.1%
16		2				2	0.4	45.9%
Total	5	3				8	0.8	

Elm - Sawtimber International 1/4 Scale

DBH	Number of Logs					# Trees	Volume	% of Total
	1-Log	2-Log	3-Log	4-Log	5-Log			
12	2					2	0.1	15.7%
14	2					2	0.2	23.2%
16	1					1	0.1	15.7%
18	1					1	0.1	20.1%
20	1					1	0.2	25.3%
Total	7					7	0.7	

Gum - Sawtimber International 1/4 Scale

DBH	Number of Logs					# Trees	Volume	% of Total
	1-Log	2-Log	3-Log	4-Log	5-Log			
12	32					32	1.8	16.3%
14	4	20	2			26	3.5	32.0%
16	2	5	6			13	2.7	24.6%
18		2	1			3	0.8	7.5%
20		1	2			3	1.2	10.6%
22			1			1	0.5	4.8%
24		1				1	0.5	4.3%
Total	38	29	12			79	11.0	

Hickory - Sawtimber International 1/4 Scale

DBH	Number of Logs					# Trees	Volume	% of Total
	1-Log	2-Log	3-Log	4-Log	5-Log			
12	65					65	3.6	16.2%
14	24	29				53	6.1	27.0%
16	5	24				29	5.1	22.8%
18		10	3			13	3.5	15.5%
20		5	1			6	2.0	8.9%
22	1		1			2	0.7	3.3%
24		3				3	1.4	6.3%
Total	95	71	5			171	22.5	

Loblolly Pine - Sawtimber International 1/4 Scale

DBH	Number of Logs					# Trees	Volume	% of Total
	1-Log	2-Log	3-Log	4-Log	5-Log			
10	4	1				5	0.2	6.0%
12		4	2			6	0.6	17.9%
14		4	4			8	1.3	38.6%
16		4	2			6	1.3	37.5%
Total	4	13	8			25	3.4	

Maple - Sawtimber International 1/4 Scale

DBH	Number of Logs					# Trees	Volume	% of Total
	1-Log	2-Log	3-Log	4-Log	5-Log			
12	5					5	0.3	4.8%
14	9	1				10	0.9	15.1%
16	8	1				9	1.1	18.5%
18	5	3				8	1.5	24.9%
20	3	2				5	1.2	19.9%
22	1	2				3	1.0	16.9%
Total	31	9				40	5.9	

JCM III LLC - Goshen Road Tract 2 Clear Cut

Timber Marketing & Management, Inc.

Cruise Date: Wednesday, June 19, 2024
 Owner's Name: JCM III LLC
 County/State: Cumberland County, VA

Northern Red Oak - Sawtimber International 1/4 Scale

Number of Logs								
DBH	1-Log	2-Log	3-Log	4-Log	5-Log	# Trees	Volume	% of Total
12	21					21	1.2	5.6%
14	16	14				30	3.3	15.7%
16	7	17				24	4.0	19.1%
18	7	13	1			21	4.6	21.7%
20	1	9	1			11	3.4	16.3%
22		3				3	1.2	5.5%
24		4	1			5	2.5	12.0%
32		1				1	0.9	4.1%
Total	52	61	3			116	21.0	

White Oak - Sawtimber International 1/4 Scale

Number of Logs								
DBH	1-Log	2-Log	3-Log	4-Log	5-Log	# Trees	Volume	% of Total
12	164					164	9.2	8.2%
14	109	100				209	23.1	20.6%
16	52	112	3			167	27.9	24.8%
18	31	71	2			104	22.7	20.2%
20	14	48	1			63	18.0	16.0%
22	2	17	2			21	8.1	7.2%
24		6				6	2.8	2.5%
26	2					2	0.6	0.6%
Total	374	354	8			736	112.5	

Poplar - Sawtimber International 1/4 Scale

Number of Logs								
DBH	1-Log	2-Log	3-Log	4-Log	5-Log	# Trees	Volume	% of Total
12	115					115	6.4	4.3%
14	10	147	26			183	26.4	17.5%
16	7	45	144	1		197	46.5	30.8%
18	3	22	82			107	33.4	22.1%
20		16	47			63	25.1	16.6%
22		7	13			20	9.6	6.3%
24			2			2	1.3	0.9%
26			2			2	1.5	1.0%
28			1			1	0.9	0.6%
Total	135	237	317	1		690	151.2	

Red Oak - Sawtimber International 1/4 Scale

Number of Logs								
DBH	1-Log	2-Log	3-Log	4-Log	5-Log	# Trees	Volume	% of Total
12	83					83	4.6	10.2%
14	45	34				79	8.5	18.7%
16	17	35				52	8.6	18.7%
18	13	31				44	9.6	20.9%
20	3	15	1			19	5.7	12.4%
22	3	8				11	3.8	8.2%
24	1	7	1			9	4.2	9.2%
30		1				1	0.8	1.7%
Total	165	131	2			298	45.7	

Virginia Pine - Sawtimber International 1/4 Scale

Number of Logs								
DBH	1-Log	2-Log	3-Log	4-Log	5-Log	# Trees	Volume	% of Total
10	53					53	1.9	12.9%
12	61	30				91	6.2	41.8%
14	19	12				31	3.3	22.1%
16	4	13				17	2.9	19.8%
18		2				2	0.5	3.4%
Total	137	57				194	14.8	

JCM III LLC - Goshen Road Tract 2 Clear Cut

Timber Marketing & Management, Inc.

Cruise Date: Wednesday, June 19, 2024
 Owner's Name: JCM III LLC
 County/State: Cumberland County, VA

Sawtimber Volume by Timber Type

Timber Type	# Trees	Volume	Avg BF/Tree	% of Total
Hardwood	2,146	371.4	173.1	95.3%
Pine	219	18.2	82.9	4.7%
Total	2,365	389.6	164.7	

Sawtimber Volume by DBH

DBH	# Trees	Volume	Avg BF/Tree	% of Total
10	58	2.1	36.4	0.5%
12	588	34.3	58.3	8.8%
14	633	76.8	121.4	19.7%
16	518	100.7	194.3	25.8%
18	303	76.7	253.3	19.7%
20	171	56.8	331.9	14.6%
22	61	24.8	407.2	6.4%
24	26	12.7	488.1	3.3%
26	4	2.2	541.0	0.6%
28	1	0.9	904.0	0.2%
30	1	0.8	758.0	0.2%
32	1	0.9	870.0	0.2%
Total	2,365	389.6	164.7	

Sawtimber Volume by Species

Species	# Trees	Volume	Avg BF/Tree	% of Total
Birch	1	0.1	112.0	0.0%
Chestnut Oak	8	0.8	103.5	0.2%
Elm	7	0.7	102.1	0.2%
Gum	79	11.0	139.5	2.8%
Hickory	171	22.5	131.5	5.8%
Loblolly Pine	25	3.4	135.6	0.9%
Maple	40	5.9	147.1	1.5%
Northern Red Oak	116	21.0	181.4	5.4%
Poplar	690	151.2	219.1	38.8%
Red Oak	298	45.7	153.3	11.7%
Virginia Pine	194	14.8	76.1	3.8%
White Oak	736	112.5	152.9	28.9%
Total	2,365	389.6	164.7	

White Oak - Veneer Doyle (Butt Log Scale)

DBH	Butt Log Length								# Logs	Volume	% of Total
	8'	10'	12'	14'	16'	18'	20'	22'			
18	1								1	52	7.5%
20	5	1	1						7	643	92.5%
Total	6	1	1						8	695	

Veneer Tag List

Tag	Species	DBH	Butt Log Length
G1	White Oak	20	8'
G2	White Oak	20	8'
G3	White Oak	18	8'
G4	White Oak	20	10'
G5	White Oak	20	8'
J1	White Oak	20	12'
J2	White Oak	20	8'
R1	White Oak	20	8'

Veneer Volume by DBH

DBH	# Trees	Volume	Avg BF/Log	% of Total
18	1	52	52.0	7.5%
20	7	643	91.9	92.5%
Total	8	695	86.9	

Veneer Volume by Species

Species	# Trees	Volume	Avg BF/Log	% of Total
White Oak	8	695	86.9	100.0%
Total	8	695	86.9	

JCM III LLC - Goshen Road Tract 2 SMZ

Timber Marketing & Management, Inc.

Professional Forestry Consultants

P.O. Box 396

Chesterfield, VA 23832-0000

Phone: (804) 796-9622 • Fax: (804) 796-9693

Sawtimber Cruise: 100.0%

Cruise Date: Wednesday, June 19, 2024
 Owner's Name: JCM III LLC
 County/State: Cumberland County, VA
 Acreage: 7+/-
 Cruise Type: Tree Count
 Harvest Type: Select Cut
 Total BF/Acre: 1,976
 Hardwood Vol/Tree: 354.7

Volume Legend:

- 1) Diameters shown in inches (DBH)
- 2) Logs measured in 16' increments
- 3) Sawtimber volumes are shown in thousands of board feet (MBF)
- 4) Volume scale used for each species of sawtimber is noted
- 5) Pulpwood volumes are shown in standard cords (128 cubic feet)

Comments:

Gum - Sawtimber

International 1/4 Scale

DBH	Number of Logs					# Trees	Volume	% of Total
	1-Log	2-Log	3-Log	4-Log	5-Log			
18			1			1	0.3	100.0%
Total			1			1	0.3	

Poplar - Sawtimber

International 1/4 Scale

DBH	Number of Logs					# Trees	Volume	% of Total
	1-Log	2-Log	3-Log	4-Log	5-Log			
18			3			3	1.0	16.3%
20		3	5			8	3.1	49.7%
22			4			4	2.1	34.1%
Total		3	12			15	6.2	

Red Oak - Sawtimber

International 1/4 Scale

DBH	Number of Logs					# Trees	Volume	% of Total
	1-Log	2-Log	3-Log	4-Log	5-Log			
18		4				4	1.0	58.6%
20		1				1	0.3	18.5%
22		1				1	0.4	22.9%
Total		6				6	1.7	

White Oak - Sawtimber

International 1/4 Scale

DBH	Number of Logs					# Trees	Volume	% of Total
	1-Log	2-Log	3-Log	4-Log	5-Log			
16		1				1	0.2	3.4%
18		7				7	1.7	31.0%
20	2		1			3	0.8	14.1%
22		1				1	0.4	6.9%
24	1	1				2	0.7	13.1%
26		2				2	1.1	19.9%
28		1				1	0.7	11.7%
Total	3	13	1			17	5.6	

Sawtimber Volume by Timber Type

Timber Type	# Trees	Volume	Avg BF/Tree	% of Total
Hardwood	39	13.8	354.7	100.0%
Total	39	13.8	354.7	

Sawtimber Volume by DBH

DBH	# Trees	Volume	Avg BF/Tree	% of Total
16	1	0.2	190.0	1.4%
18	15	4.1	271.5	29.4%
20	12	4.2	348.3	30.2%
22	6	2.9	481.0	20.9%
24	2	0.7	367.5	5.3%
26	2	1.1	558.0	8.1%
28	1	0.7	654.0	4.7%
Total	39	13.8	354.7	

Sawtimber Volume by Species

Species	# Trees	Volume	Avg BF/Tree	% of Total
Gum	1	0.3	336.0	2.4%
Poplar	15	6.2	413.1	44.8%
Red Oak	6	1.7	282.2	12.2%
White Oak	17	5.6	329.8	40.5%
Total	39	13.8	354.7	

**JCM III LLC GOSHEN RD.
TRACT 2
Cumberland County, Va.**

MAP SUMMARY

**Boundaries Flagged w/ Orange Glo &
Painted w/ White Boundary Paint
SMZs Flagged w/ Pink SMZ & Pink Glo**

**CLEAR CUT: 48 +/- Acres
SMZ: 7 +/- Acres**

SALE AREA

Recent Cutover

OUT

**Access from
Goshen Rd.**

Declination

MN

MN 9.82° W



TIMBER MARKETING & MANAGEMENT INC.
Professional Forestry Consultants
P.O. Box 396
Chesterfield, VA 23832
Ph (804) 796-9622
Fax (804) 796-9693
www.tmmva.com

Name: WHITEVILLE SE, VA
Date: 07/22/24
Scale: 1 inch = 600 ft.

Location: 037° 30' 18.0138" N, 078° 10' 04.3797" W
JCM III LLC GOSHEN RD. TRACT 2 - Cumberland County, Va.

**JCM III LLC GOSHEN RD.
TRACT 2
Cumberland County, Va.**

MAP SUMMARY

**Boundaries Flagged w/ Orange Glo &
Painted w/ White Boundary Paint
SMZs Flagged w/ Pink SMZ & Pink Glo**

**CLEAR CUT: 48 +/- Acres
SMZ: 7 +/- Acres**

SALE AREA

Recent Cutover

OUT

**Access from
Goshen Rd.**

Declination

MN

MN 9.82° W



TIMBER MARKETING & MANAGEMENT INC.
Professional Forestry Consultants
P.O. Box 396
Chesterfield, VA 23832
Ph (804) 796-9622
Fax (804) 796-9693
www.tmmva.com

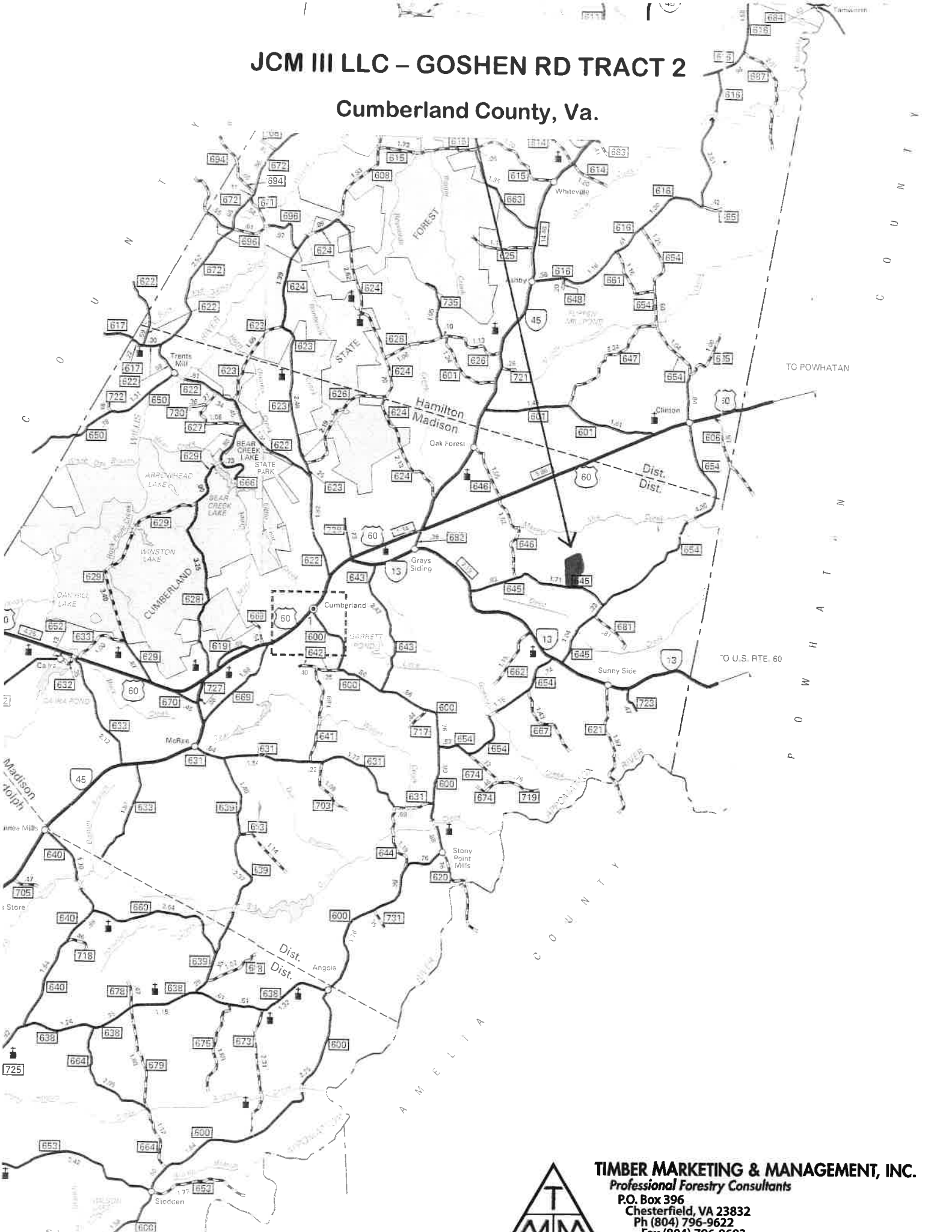
(C) Copyright 2016, Trimble Navigation Limited, OpenStreetMap contributors

Name: WHITEVILLE
Date: 07/22/24
Scale: 1 inch = 600 ft.

Location: 037° 30' 17.9435" N, 078° 10' 04.2911" W
JCM III LLC GOSHEN RD. TRACT 2 - Cumberland County, Va.

JCM III LLC – GOSHEN RD TRACT 2

Cumberland County, Va.



TIMBER MARKETING & MANAGEMENT, INC.
Professional Forestry Consultants
P.O. Box 396
Chesterfield, VA 23832
Ph (804) 796-9622
Fax (804) 796-9693
www.tmmva.com