



**TIMBER MARKETING & MANAGEMENT INC.**

*Professional Forestry Consultants*

P.O. Box 396  
 Chesterfield, VA 23832  
 Ph (804) 796-9622  
 Fax (804) 796-9693  
 www.tmmva.com

Sale Date:	<b>August 1, 2018</b>
Time:	11:00 a. m.
Day:	<b>Wednesday</b>
Total Vol./Acre:	<b>14,328 B. F.</b>
Pine Vol/Tree:	<b>180 B. F.</b>
Hdwd. Vol/Tree:	<b>171 B. F.</b>

**CLEAR- CUT SALE**

Having been employed by **Donald P. Sanders**, we solicit bids on all merchantable timber on **117 +/-** acres in Dinwiddie County, Virginia and as shown on the attached map.

We have cruised the pulpwood trees (4% plot cruise) to be harvested. Our estimate of their volume is:

<u>Pulpwood</u>	<u>Cords</u>	<u>Tons</u>
Pine	124	322
Soft Hardwood	114	296
Hard Hardwood	<u>79</u>	<u>205</u>
<b>Total:</b>	<b>317</b>	<b>824</b>

We have made a 100% count of the sawtimber-size trees. Our estimate of their volume is:

<u>Sawtimber</u>			
Loblolly	1,631,700	Gum	2,400
Poplar	25,400	Hickory	1,600
Red Oak	7,500	Misc. Hardwood	300
White Oak	5,100	Maple	<u>200</u>
Northern Red Oak	2,200		<b>1,676,400 Total B.F. Int 1/4" Scale</b>

The above volumes are not guaranteed; however, care was taken in the field to assemble the above tables. You should note how your utilization practices may vary from the above and make any necessary adjustments.


Conditions

1. The landowner assumes responsibility for compliance with the Virginia State Seed Tree Law.
2. A period of time of 2 years will be allowed to cut and remove the timber.
3. Roads **must** be maintained and restored to their original condition upon completion of the logging. Any newly constructed roads and decks must be left in a graded condition and must be seeded upon completion of logging. Any newly constructed haul roads, skid roads and log decks and all logging operations must be in accordance with the guidelines set out in the **Best Management Practices Manual** of the Virginia Department of Forestry.
4. No tops or laps will be allowed to remain in the streams, fields, buffers or over cutting boundaries. They must be pulled back immediately.
5. Only the blue marked trees are to be cut from Streamside Management Zones.
6. No logging will be permitted during excessively wet weather conditions as determined by Timber Marketing & Management, Inc. If logging is halted due to weather conditions, then an extension of time equal to the time lost will be granted.
7. A \$1,500.00 performance bond will be paid at closing and held by Timber Marketing & Management, Inc. to insure compliance with all BMP requirements, road maintenance and conditions of the Timber Purchase Contract.

Only sealed bids will be accepted and owners reserve the right to reject any or all bids. BIDS SHOULD BE SUBMITTED PRIOR TO THE TIME OF BID OPENING AND CAN BE SUBMITTED VIA: Mail to: Timber Marketing & Management, Inc. P. O. Box 396, Chesterfield, Virginia 23832 **OR** hand delivered to 9520 Ironbridge Road, Chesterfield, Virginia **OR** phoned to 804-796-9622 **OR** faxed to 804-796-9693 **OR** emailed to tmm4u@aol.com Bids must be made on a lump-sum basis and must be received at this address no later than posted bid date and time as shown on the cover.

There will not be any scheduled show trip of the tract; however, you may call and set an appointment or you may inspect the property at your own leisure.

Sincerely,  
Timber Marketing & Management, Inc.

  
Gregory C. Garrison, Vice President  
804-388-7851 mobile  
804-796-9622 office

**Sanders**

**Timber Marketing & Management, Inc.**

Professional Forestry Consultants

P.O. Box 396

Chesterfield, VA 23832-0000

Phone: (804) 796-9622 • Fax: (804) 796-9693

Pulpwood Cruise: 4.0%  
Sawtimber Cruise: 100.0%

Cruise Date: Monday, June 25, 2018  
Owner's Name: Sanders  
County/State: Dinwiddie County, VA  
Acreage: 117+/-  
Cruise Type: Tree Count  
Harvest Type: Clear Cut  
Total BF/Acre: 14,328  
Pine Vol/Tree: 180.3  
Hardwood Vol/Tree: 171.2

**Volume Legend:**

- 1) Diameters shown in inches (DBH)
- 2) Logs measured in 16' increments
- 3) Sawtimber volumes are shown in thousands of board feet (MBF)
- 4) Volume scale used for each species of sawtimber is noted
- 5) Pulpwood volumes are shown in standard cords (128 cubic feet)

**Comments:**

**Pulpwood** Standard Cord

DBH	Wood Classification						# Trees	Volume
	Pine		Soft Hardwood		Hard Hardwood			
	# Trees	Volume	# Trees	Volume	# Trees	Volume	# Trees	Volume
6	175	8	1,350	53	225	9		
8	500	50	525	41	600	47		
10	400	66	50	7	175	23		
14			50	13				
<b>Total</b>	<b>1,075</b>	<b>124</b>	<b>1,975</b>	<b>114</b>	<b>1,000</b>	<b>79</b>		

**Gum - Sawtimber** International 1/4 Scale

DBH	Number of Logs					# Trees	Volume	% of Total
	1-Log	2-Log	3-Log	4-Log	5-Log			
14		2				2	0.3	11.6%
16		2				2	0.4	15.7%
20	1	2	1			4	1.2	50.9%
22			1			1	0.5	21.8%
<b>Total</b>	<b>1</b>	<b>6</b>	<b>2</b>			<b>9</b>	<b>2.4</b>	

**Hickory - Sawtimber** International 1/4 Scale

DBH	Number of Logs					# Trees	Volume	% of Total
	1-Log	2-Log	3-Log	4-Log	5-Log			
12	2					2	0.1	6.9%
14	1					1	0.1	5.1%
16	1	1				2	0.3	18.7%
18		1				1	0.2	15.3%
20		1				1	0.3	19.4%
26		1				1	0.6	34.5%
<b>Total</b>	<b>4</b>	<b>4</b>				<b>8</b>	<b>1.6</b>	

**Loblolly Pine - Sawtimber** International 1/4 Scale

DBH	Number of Logs					# Trees	Volume	% of Total
	1-Log	2-Log	3-Log	4-Log	5-Log			
10	775	216				991	40.6	2.5%
12	149	631	1,745			2,525	275.8	16.9%
14	36	373	1,940	524		2,873	529.6	32.5%
16	17	126	1,139	589		1,871	497.1	30.5%
18	5	32	446	194		677	236.5	14.5%
20		7	59	29		95	42.2	2.6%
22		1	10	4		15	8.2	0.5%
24		2	1			3	1.6	0.1%
<b>Total</b>	<b>982</b>	<b>1,388</b>	<b>5,340</b>	<b>1,340</b>		<b>9,050</b>	<b>1,631.7</b>	

**Maple - Sawtimber** International 1/4 Scale

DBH	Number of Logs					# Trees	Volume	% of Total
	1-Log	2-Log	3-Log	4-Log	5-Log			
14	1	1				2	0.2	100.0%
<b>Total</b>	<b>1</b>	<b>1</b>				<b>2</b>	<b>0.2</b>	

**Miscellaneous Hardwood - Sawtimber** International 1/4 Scale

DBH	Number of Logs					# Trees	Volume	% of Total
	1-Log	2-Log	3-Log	4-Log	5-Log			
12	2					2	0.1	36.5%
14	1					1	0.1	27.0%
16	1					1	0.1	36.5%
<b>Total</b>	<b>4</b>					<b>4</b>	<b>0.3</b>	

**Northern Red Oak - Sawtimber** International 1/4 Scale

DBH	Number of Logs					# Trees	Volume	% of Total
	1-Log	2-Log	3-Log	4-Log	5-Log			
18	1					1	0.1	6.6%
20	1	2				3	0.8	37.3%
22	2	2				4	1.2	56.1%
<b>Total</b>	<b>4</b>	<b>4</b>				<b>8</b>	<b>2.2</b>	

## Sanders

### Timber Marketing & Management, Inc.

Cruise Date: Monday, June 25, 2018  
 Owner's Name: Sanders  
 County/State: Dinwiddie County, VA

#### Poplar - Sawtimber International 1/4 Scale

DBH	Number of Logs					# Trees	Volume	% of Total
	1-Log	2-Log	3-Log	4-Log	5-Log			
12	55					55	3.1	12.1%
14	5	30				35	4.6	18.3%
16		15	12			27	5.9	23.3%
18	2	8	8			18	5.0	19.5%
20	2	1	2			5	1.5	6.0%
22		1	2			3	1.4	5.7%
24			1			1	0.6	2.5%
26		1				1	0.6	2.2%
32			1			1	1.2	4.8%
34			1			1	1.4	5.4%
<b>Total</b>	<b>64</b>	<b>56</b>	<b>27</b>			<b>147</b>	<b>25.4</b>	

#### Red Oak - Sawtimber International 1/4 Scale

DBH	Number of Logs					# Trees	Volume	% of Total
	1-Log	2-Log	3-Log	4-Log	5-Log			
12	25					25	1.4	18.6%
14	13	3				16	1.5	20.0%
16	3	2				5	0.7	9.5%
18	3	3				6	1.2	15.7%
20		1				1	0.3	4.2%
22		2				2	0.8	10.3%
30		1				1	0.8	10.1%
32		1				1	0.9	11.6%
<b>Total</b>	<b>44</b>	<b>13</b>				<b>57</b>	<b>7.5</b>	

#### White Oak - Sawtimber International 1/4 Scale

DBH	Number of Logs					# Trees	Volume	% of Total
	1-Log	2-Log	3-Log	4-Log	5-Log			
12	7					7	0.4	7.8%
14		3				3	0.4	8.4%
16	2	3				5	0.8	15.7%
18		5				5	1.2	24.6%
20		4				4	1.3	24.9%
22		1				1	0.4	7.7%
26		1				1	0.6	11.0%
<b>Total</b>	<b>9</b>	<b>17</b>				<b>26</b>	<b>5.1</b>	

#### Sawtimber Volume by Timber Type

Timber Type	# Trees	Volume	Avg BF/Tree	% of Total
Hardwood	261	44.7	171.2	2.7%
Pine	9,050	1,631.7	180.3	97.3%
<b>Total</b>	<b>9,311</b>	<b>1,676.3</b>	<b>180.0</b>	

#### Sawtimber Volume by DBH

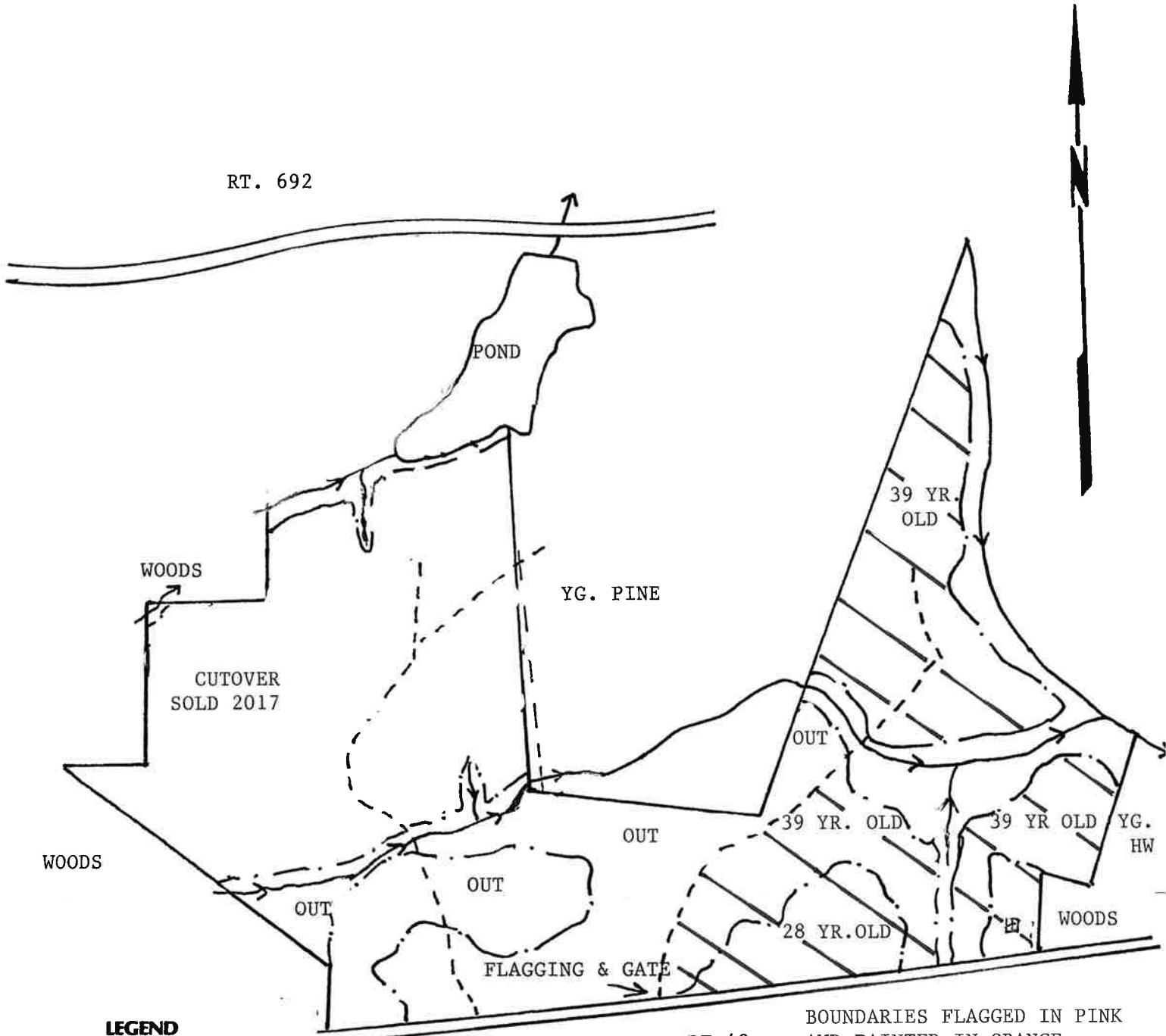
DBH	# Trees	Volume	Avg BF/Tree	% of Total
10	991	40.6	41.0	2.4%
12	2,616	280.9	107.4	16.8%
14	2,933	536.8	183.0	32.0%
16	1,913	505.3	264.1	30.1%
18	708	244.3	345.0	14.6%
20	113	47.7	422.1	2.8%
22	26	12.6	483.3	0.7%
24	4	2.2	556.5	0.1%
26	3	1.7	558.0	0.1%
30	1	0.8	758.0	0.0%
32	2	2.1	1,041.5	0.1%
34	1	1.4	1,383.0	0.1%
<b>Total</b>	<b>9,311</b>	<b>1,676.3</b>	<b>180.0</b>	

#### Sawtimber Volume by Species

Species	# Trees	Volume	Avg BF/Tree	% of Total
Gum	9	2.4	269.6	0.1%
Hickory	8	1.6	202.1	0.1%
Loblolly Pine	9,050	1,631.7	180.3	97.3%
Maple	2	0.2	112.0	0.0%
Miscellaneous Hardwood	4	0.3	76.8	0.0%
Northern Red Oak	8	2.2	271.1	0.1%
Poplar	147	25.4	172.6	1.5%
Red Oak	57	7.5	131.8	0.4%
White Oak	26	5.1	194.2	0.3%
<b>Total</b>	<b>9,311</b>	<b>1,676.3</b>	<b>180.0</b>	

# SANDERS PROPERTY

## Dinwiddie County, VA



**LEGEND**

- METAL CORNER MARKER
- CONCRETE CORNER MARKER
- PINE KNOT CORNER MARKER
- WOODS ROAD
- GRAVEL ROAD
- PAVED ROAD
- BUILDING
- FENCE
- STREAM, CREEK OR RIVER
- INTERMITTENT STREAM
- TIMBER TYPE LINE
- PIPELINE
- POWERLINE
- RAILROAD



TO MCKENNEY



BOUNDARIES FLAGGED IN PINK  
AND PAINTED IN ORANGE

SMZ'S FLAGGED IN ORANGE

CUT BLUE MARKED TREES  
ONLY IN SMZ'S

DATE: 7-2-18  
SCALE: 1" = 1000'

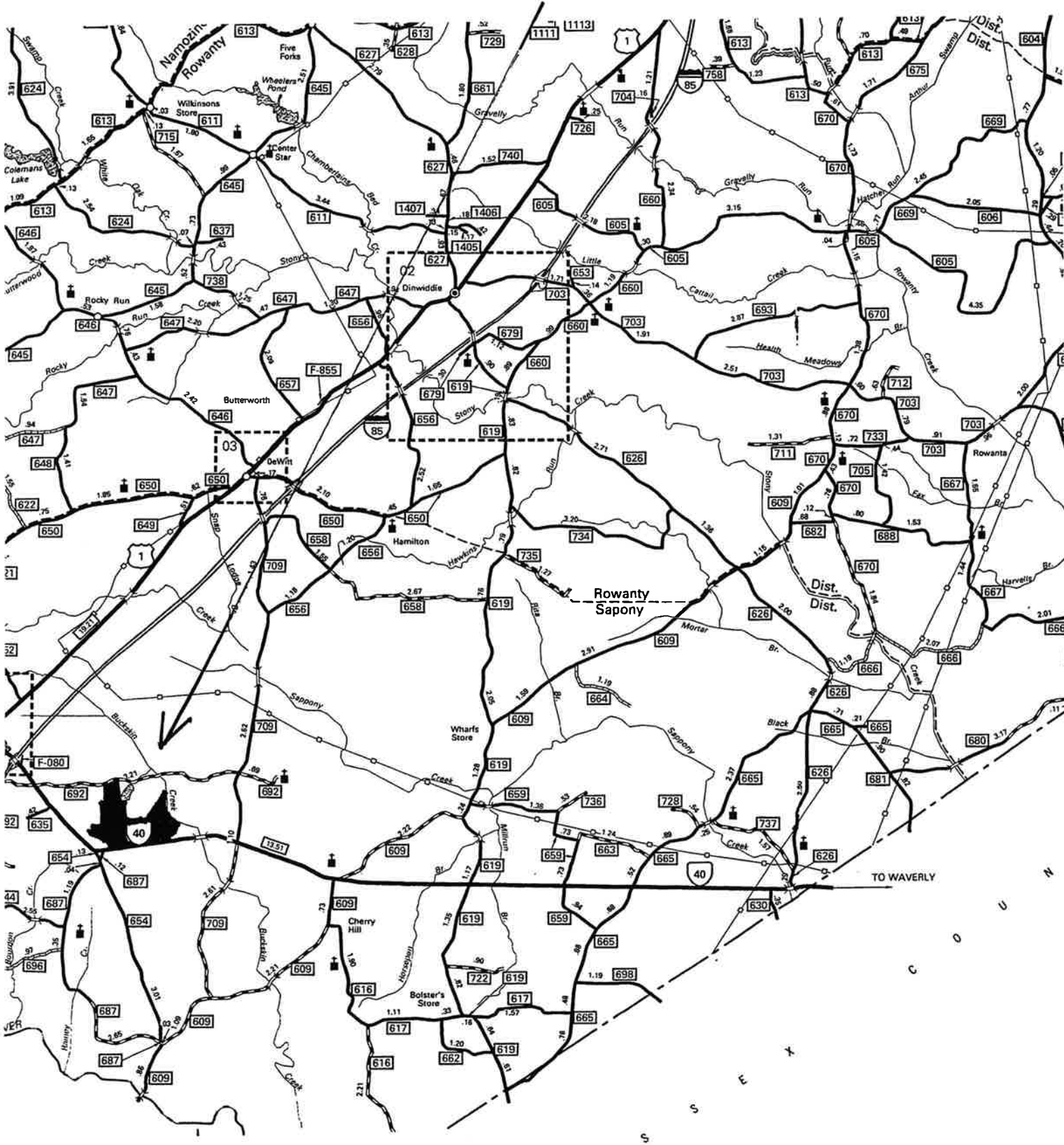


**TIMBER MARKETING & MANAGEMENT**  
*Professional Forestry Consultants*

P.O. Box 396 • Chesterfield, Virginia 23832  
Office: (804) 796-9622

# SANDERS PROPERTY

## Dinwiddie County, VA



**TIMBER MARKETING & MANAGEMENT**  
Professional Forestry Consultants  
INC

P.O. Box 396 • Chesterfield, Virginia 23832  
Office: (804) 796-9622